

dahl

Ask for it by name[®]



2022



Made in Canada with
American Materials

dahlvalve.com

1.800.268.5355 CAN Toll-Free

1.800.268.2363 USA Toll-Free

sales@dahlvalve.com E-mail

dahl, Ask for it by name®



The premium quality of every **dahl** valve and pipe hanging product is a promise we make, and a promise we keep, to all of our customers.

Quality products and quality service are our only priority.

100% North American

In the plumbing industry, sourcing of raw materials, parts, packaging and/or finished goods offshore is commonplace. **dahl** products are designed, engineered and manufactured in our Canadian facilities. We source our raw materials and components from the United States or Canada. This gives us control over product quality and on-time delivery to customers.

A Lifetime Warranty Backed by Superior Customer Service

In order to warranty our products for a lifetime, quality is inherent. **dahl** valves are guaranteed for as long as you own the property in which they were installed.

dahl's warranty is the industry's best, and clearly proves the quality of the products. It is the result of over 50 years of manufacturing experience.

Lifetime
Warranty

The 1/4 Turn dahl Mini-Ball™ Valve

dahl pioneered the 1/4-turn **mini-ball™** valve for North American supply stops in 1984.

dahl **mini-ball™** valves are available in thousands of configurations. Patented modular design allows for production of a valve for multiple plumbing and hydronic applications.

Design attributes of 1/4-turn mini-ball™ valves

Non-rising stem - The non-traveling stem prevents mineral deposits and other fouling from damaging the seal and causing leaks.



Sealing feature - PTFE seals are used to ensure smooth operation and prevent fouling for their lifetime.

Better materials are the first step to better quality

dahl sets stringent standards for our suppliers. We thoroughly test any material prior to considering purchase. **dahl** never compromises on quality standards. All raw materials utilized are sourced from the United States or Canada.

Brass - Compared to "offshore" brass, American brass has fewer impurities and a preferable microstructure. This results in far superior corrosion resistance in aggressive water conditions.

PTFE - The quality of American PTFE rod dahl purchases for precision-machined ball valve seals is unmatched, and critical to long product life. **dahl mini-ball™** valves have been life cycle tested to over 700,000 cycles without failure.

O-Rings - **dahl** purchases American O-rings made from the highest quality compounds. O-rings used by dahl are free from common defects such as geometric deficiencies that cause leaks and rapid deterioration caused by inferior resistance to aggressive elements in the water.

Our products exceed CSA and IAPMO requirements. **dahl's** position as the industry leader is demonstrated by the immediate responsiveness of customer service representatives. Your call will be answered within 15 seconds from the time you are connected to the phone system. We also strive to respond to e-mails within 1 business day.

Table of Contents

Categorized Listing

Terms & Ordering Information	ii	Globe Style Valves	44
Li fetime Warranty	iii	Optional Features for Globe Style Valves	45
mini-ball™ Valves	iv	Globe Stops for Potable Water	46
Optional Features for mini-ball™ Valves	v	Compression Stops	46
Supply Stops	1	Water Meter Valves	46
Finishing Valves	7	Partition Stops	47
Retrofit	8	Piggy-Back™ Drain Valves	47
Skirted Toilet Kits	9	Sediment Faucets	47
Dual Outlet Valves	10		
Dual Shut-Off Valves	12	*Ball Valves - Heavy Pattern	48
Universal Tee	14	Hose and Drain Valves	48
Supply Kits	16		
Faucet / Lavatory	16	*Globe Style Radiator Valves	49
Toilet / Closet	18	Heavy Pattern	49
Tee + Valve Kits	19	Regular Pattern	50
Dishwashers / Water Filters	19		
Humidifiers / Icemakers / Instant Hots	19	*Balancing Valves	52
Specialty	20	Globe Style Radiator Valves	52
No Solder Replacement Valves	21		
Outlet Box Valves	22	*Fittings for Hydronics	54
Icemakers	22	Adapters	54
Washing Machines	22	Elbows - Union	54
**Hose and Boiler Drain	23	Reducing Couplings	54
In-line Stops	27	Tees	54
In-line Stops with Drain	27		
In-line Stops	28	Hangers and Straps	55
*Balancing Valves	31	All-Round Strapping	56
**Petcocks & Gauge Cocks	33	Tube Clamps	57
		U-Clips	58
Fittings	34	U-Clip Drive Tools	58
Adapters	34		
Elbows	35	Test Caps	59
For Dishwashers	35		
For Icemakers	36	Repair Parts and Accessories	60
Tees	36	Globe Valve	61
		Nuts	62
Water Hammer Arrester Valves	37	Tailpieces	62
Supply Stops	39	Unions	62
Retrofit	40	Caps & Gaskets	63
Dual Shut-Off Valves	41	Nuts Sleeves Plugs	63
Hose and Boiler Drain	42	Keys & Handles	63
In-line Stops	42	Plates	64
		Slide Couplings	64
Water Hammer Arrester Fittings	43		
Tees	43	Technical Information	65
		Part Number Index	71

* Heating Valves and Fittings

** Plumbing & Heating Valves

Terms, Conditions & Ordering Information

2600 South Sheridan Way
Mississauga, Ontario, L5J 2M4
Canada
www.dahlvalve.com

1-800-268-5355 CAN Toll-Free
1-800-268-2363 U.S. Toll-Free
1-800-226-1801 CAN & U.S. Fax
customerservice@dahlvalve.com

For detailed **Terms, Conditions, Ordering Information and Prices**,
visit <https://www.dahlvalve.com/product-downloads.php>

Payment: 2% 15th of the month following date of invoice, net on the 30th. Invoice date is the date of shipment ex our plant. Overdue accounts are subject to interest charges of 2% per month.

Returns: Returned Goods Authorization (RGA) must be obtained and return shipment must be prepaid.

Only regular stock items purchased during the 12 months preceding RGA approval qualify for credit and the goods must be acceptable as re-saleable new merchandise:

- No scratches, nicks, dents etc.
- Clean and no discoloration

Returns for stock exchange and inventory re-balancing will not be accepted.

Parts that are not in their original carton are subject to an additional inspection charge of \$30 per hour.

All approved credits will be applied by the dahl accounting department.

Warranty: Lifetime Limited Warranty against defects in material and workmanship to the extent of supplying, free of charge, new product to replace any found defective and up to \$50 for product replacement labor, but no claims will be allowed for consequential damage.

Visit <https://www.dahlvalve.com/product-warranty-information.php> for full details of the warranty.

dahl Representatives:

Visit <https://www.dahlvalve.com/dahl-Manufacturers-Representatives-List.php> for current list of dahl representatives.

LIFETIME LIMITED WARRANTY

dahl Valve Limited (“dahl”) warrants to the purchaser from dahl (the “Purchaser”) and the end user (the “End-User”) that its Mini-Ball™ Valve, Fitting, and Globe Style Valve products (the “Products”) sold after Sept. 1, 2013, shall be free from defect in materials and workmanship, under normal use and service, for the lifetime of the installation commencing on the installation date of the Product, and that the Product will conform to the specifications for the Product which are in effect at the time that the Product is manufactured. The product warranty is transferable upon sale of the property.

A Purchaser or End-User (the “Claimant”) submitting a claim under this Warranty must do so in writing to dahl at 2600 South Sheridan Way, Mississauga, Ontario, L5J 2M4 or at such other address as may be advised by dahl from time to time via its web site or by other technology, and if required by dahl, obtain dahl’s return Product authorization and return the Product to dahl or its authorized agent at the Claimant’s expense for inspection. It shall be the responsibility of the Claimant to prove that the claim and Product have been received by dahl. **Upon confirmation that this Limited Warranty (the “Warranty”) is applicable by dahl, dahl shall: (1) replace the Product with one of like quality, grade and function; (2) pay up to \$50 in labor charges for the de-installation or re-installation of a replacement Product; and (3) pay mailing costs incurred to send a replacement Product to the Claimant.**

 THIS SECTION IS NOT APPLICABLE TO PERSONAL/ RESIDENTIAL/ CONSUMER PURCHASES:

dahl makes no other representation or warranty as to the merchantability, quality or fitness of the Product for any purpose and, to the extent permitted by applicable law specifically disclaims all representations and warranties of every kind and nature whatsoever, whether express, implied, statutory or otherwise, in relation to the Product. dahl’s liability with respect to any claim by a Claimant will be limited solely to replace the Product as set forth in this Warranty.

 This Warranty does not apply to any defect in the Product or damages incurred in connection with the Product if such defect or damages involve, relate to or are caused in whole or in part by any of the following:

1. use for any purpose other than water/glycol based plumbing and heating systems;
2. normal wear and tear;
3. ‘Specialty Finishes’ as the same are identified in dahl’s hard copy or electronic catalogue as of the date of manufacture of the Product;
4. any product or component of a Product that is not manufactured by dahl;
5. the use of the Product for purposes other than those intended by dahl or permitted in accordance with applicable law or regulation;
6. Products which are not installed, used or serviced in accordance with dahl’s specifications or any applicable law or regulation;
7. abuse, mishandling, tampering, improper installation, improper operation or modification of the Product, neglect or accident;

8. any force majeure, fire, casualty, flood, earthquake, war, epidemic, riot, insurrection, act of terrorism, vandalism, or contamination, including, without limitation, damages incurred in connection with any substance other than water/glycol being introduced into the system of which the Product forms a part, freezing, corrosion or adverse water or external environmental conditions, or any other cause beyond the reasonable control of dahl; or
9. Claimant’s failure to take reasonable steps to maintain and inspect the Product or failure to take appropriate standby procedures in place in relation thereto.

THIS SECTION IS NOT APPLICABLE TO PERSONAL/RESIDENTIAL/CONSUMER PURCHASES:

IN NO EVENT SHALL dahl BE LIABLE OR RESPONSIBLE TO ANY PARTY (WHETHER IN CONTRACT, TORT OR OTHERWISE) FOR ANY DEATH OR INJURY (WHETHER PHYSICAL OR MENTAL) OR FOR ANY INDIRECT, SPECIAL, INCIDENTAL, CONSEQUENTIAL, CONTINGENT, LIQUIDATED, PUNITIVE OR EXEMPLARY LOSS OR CLAIM, INCLUDING, WITHOUT LIMITATION, LOSS OF BUSINESS OR PROFIT, WATER DAMAGE OR MOLD INTRUSION, ARISING FROM OR IN CONNECTION WITH THE PRODUCT, OR ANY DELAY IN REPLACING THE PRODUCT, REGARDLESS OF WHETHER SUCH LOSS OR DAMAGE IS CAUSED BY ANY ACT OR OMISSION ON THE PART OF dahl WHETHER OR NOT THE SAME CONSTITUTES NEGLIGENCE, GROSS NEGLIGENCE OR FUNDAMENTAL BREACH, OR ANY ACTUAL OR ALLEGED MANUFACTURING DEFECTS IN THE PRODUCT, EVEN IF DAHL HAS BEEN ADVISED OF THE POSSIBILITY OF SUCH DAMAGES AND/OR IF THE LIKELIHOOD OF SUCH DAMAGES WAS FORESEEABLE.

THIS SECTION IS NOT APPLICABLE TO PERSONAL/RESIDENTIAL/CONSUMER PURCHASES:

OUTSIDE ONTARIO. This Warranty shall be interpreted in accordance with the laws applicable in Ontario, Canada (other than Ontario principles of conflicts of law) and all disputes in connection with this Warranty shall be resolved by the courts of the Province of Ontario which shall have exclusive jurisdiction.

This Warranty constitutes the entire agreement between the parties pertaining to the warranty for the Product; cannot be modified or waived without dahl’s written agreement. The application of the United Nations Convention on Contracts for the International Sale of Goods does not apply to this Warranty and is hereby expressly excluded. If any provision of this Warranty or any part of any provision of this Warranty is held to be invalid, illegal or unenforceable by a court of competent jurisdiction, such provision or part shall not affect the validity, legality or enforceability of any other provision of this Warranty or the balance of any provision of this Warranty absent such part and such invalid, illegal or unenforceable provision or part shall be deemed to be severed from this Warranty and this Warranty shall be construed and enforced as if such invalid, illegal or unenforceable provision or part had never been inserted in this Warranty. Claimant’s acceptance of the Product shall without limitation constitute acceptance of all terms and conditions stated in this Warranty.

Mini-Ball™ Valves

Supply Stops



Dual Outlet Valves



Dual Shut-Off Valves



Supply Kits



Tee & Valve Kits



No Solder Replacement Valves



Outlet Box Valves



Hose and Boiler Drain



In-line Stops



Balancing Valves



Petcocks & Gauge Cocks



Fittings








Water Hammer Arrester Valves & Fittings



Optional Features for Mini-Ball™ Valves


OPERATION

Choose a variety of methods for operating the valve, from different colors of handles to Loose Key with Screwdriver Slot. Available on all Mini-Ball™ Valves.

	Description	Modify Part Number	Part Number Example
	Red Handle	3rd Digit of Valve # - 4	624-08-04
	Blue Handle	3rd Digit of Valve # - 5	625-08-04
	Purple Handle	3rd Digit of Valve # - 7	617-33-31
	Loose Key with Screwdriver Slot and Lockshield Key sold separately  Loose/Lockshield Key	Replace 3rd Digit of Valve # with "6SS"	616SS-33-31 9941

DRAIN FEATURE


Create a stop & drain valve. Available on both straight and angle pattern models. Add "D" to the Inlet or Outlet in the part number as shown below:

	Description	Modify Part Number	Part Number Example
	Drain Provision for 1/2" (Use 3/4" pricing for Large Bore valves)	Add to Part # - D	521-13-13D
	Drain Provision for 3/4" (or 1/2" Large Bore)	Add to Part # - D	521-14D-PX5

Optional Features for Mini-Ball™ Valves


POLYBAG PACKAGING

Any valve can be ordered in a polybag with the dahl part number and UPC code printed on the bag. Installation instructions are also included on every bag.

	Description	Modify Part Number	Part Number Example
	Plastic Bagging with UPC bar code	Add to Part # - BAG	611-33-31 <u>BAG</u>


CAP & CHAIN

Valves with hose outlet can be ordered with a cap & chain attached to the handle.

	Description	Modify Part Number	Part Number Example
	Cap & Chain	Add DH beside operation type and CC beside Hose connection in the part number	621 <u>DH</u> -01-04 <u>CC</u>

TAG HOLE IN HANDLE


The 3/16" tag hole enables labelling of the valves in a basement or mechanical room, making it simple for future identification without having to trace lines or reference original mechanical blueprints.

	Description	Modify Part Number	Part Number Example
	Drilled Handle (3/16" hole drilled in handle for tags)	Add "DH"	521 <u>DH</u> -PX3-PX3


Optional Features for Mini-Ball™ Valves

VALVES WITHOUT COMPRESSION NUTS

Any valve with a compression outlet for Copper pipe can be ordered without the compression nut & sleeve (ferrule). This reduces cost for the installer who uses braided connectors, or the dahl Universal Tee.

	Valve Finish	End #	Description	Modified End #	Part Number Example
	Plated	30	1/4 OD Comp	30LNS	611-PX3-30LNS
	Brass	30	1/4 OD Comp	30LNS	621-PX3-30LNS
	Plated	31	3/8 OD Comp	31LNS	511-33-31LNS
	Brass	31	3/8 OD Comp	31LNS	521-33-31LNS
	Plated	32	1/2 OD Comp	32LNS	611-33-32LNS
	Brass	32	1/2 OD Comp	32LNS	621-33-32LNS
	Plated	33	5/8 OD Comp	33LNS	511-13-33LNS
	Brass	33	5/8 OD Comp	33LNS	521-13-33LNS

SHANK NUTS

	Description	Modify Part Number	Part Number Example
	Shank Nut for outlet box valves	Add "NUT"	621-PX3L-31NUT

Optional Features for Mini-Ball™ Valves

BRANCH TAPPING - FOR HEATING APPLICATIONS ONLY

dahl's Branch Tapping option is available on all Mini-Ball™ Valves and Mini-Ball™ Balancing Valves.

This ingenious feature allows specification of a 1/8" or 1/4" FIP tapping on the valve for a variety of custom functions, including venting and/or draining.

dahl also supplies **mini-ball™** drain valves with hose outlet (shown at left below), for installation into Branch Tapping.

Here are a few of the accessories that dahl customers have installed using the Branch Tapping:

Sold by others:

- Pete's Plugs
- Gauges
- Schrader Valves
- Coin vents
- Fittings for capillary lines

Available from dahl:

- Petcocks/Guage Cocks
- Drain Valves



BT1 = 1/8 F Branch Tapping; BT2 = 1/4F Branch Tapping

Modify Part Number	Valve Size	Part Number Example
Add "BT1" or "BT2" beside inlet or outlet in the part number	1/2"	121-13-PX3 <u>BT1</u>
Add "BT1" or "BT2" beside inlet or outlet in the part number	3/4"	121-14-14 <u>BT2</u>

Call dahl customer service to create the exact specification for your Branch Tapping product.

mini-ball™ valves

Supply Stops



COPPER - COMPRESSION



Pattern	Finish	Description	Part Number	Box/Mstr
STR	PL	1/2 OD Comp x 3/8 OD Comp	511-32-31	24/144
ANG	PL	1/2 OD Comp x 3/8 OD Comp	611-32-31	24/144
STR	PL	5/8 OD Comp x 1/4 OD Comp	511-33-30	24/144
STR	RB	5/8 OD Comp x 1/4 OD Comp	521-33-30	24/144
ANG	PL	5/8 OD Comp x 1/4 OD Comp	611-33-30	24/144
ANG	RB	5/8 OD Comp x 1/4 OD Comp	621-33-30	24/144
STR	PL	5/8 OD Comp x 3/8 OD Comp	511-33-31	24/144
STR	RB	5/8 OD Comp x 3/8 OD Comp	521-33-31	24/144
ANG	PL	5/8 OD Comp x 3/8 OD Comp	611-33-31	24/144
ANG	RB	5/8 OD Comp x 3/8 OD Comp	621-33-31	24/144
STR	PL	5/8 OD Comp x 1/2 OD Comp	511-33-32	24/144
ANG	PL	5/8 OD Comp x 1/2 OD Comp	611-33-32	24/144
STR	PL	5/8 OD Comp x 1/2 NPSM	511-33-05	24/144
ANG	PL	5/8 OD Comp x 1/2 NPSM	611-33-05	24/144
ANG	PL	7/8 OD Comp x 3/8 OD Comp	611-35-31	12/ 72

COPPER - dahl PRESS*



Pattern	Finish	Description	Part Number	Box/Mstr
STR	RB	1/2 dahl Press* x 1/4 OD Comp	521-23L-30	24/144
STR	RB	1/2 dahl Press* x 3/8 OD Comp	521-23L-31	24/144

COPPER - SOLDER FEMALE



Pattern	Finish	Description	Part Number	Box/Mstr
STR	PL	1/2 Fem. Solder x 1/4 OD Comp	511-13-30	24/144
STR	RB	1/2 Fem. Solder x 1/4 OD Comp	521-13-30	24/144
ANG	PL	1/2 Fem. Solder x 1/4 OD Comp	611-13-30	24/144
ANG	RB	1/2 Fem. Solder x 1/4 OD Comp	621-13-30	24/144
STR	PL	1/2 Fem. Solder x 3/8 OD Comp	511-13-31	24/144
STR	RB	1/2 Fem. Solder x 3/8 OD Comp	521-13-31	24/144
ANG	PL	1/2 Fem. Solder x 3/8 OD Comp	611-13-31	24/144
ANG	RB	1/2 Fem. Solder x 3/8 OD Comp	621-13-31	24/144
STR	PL	1/2 Fem. Solder x 1/2 OD Comp	511-13-32	24/144
ANG	PL	1/2 Fem. Solder x 1/2 OD Comp	611-13-32	24/144

COPPER - SOLDER MALE



Pattern	Finish	Description	Part Number	Box/Mstr
STR	RB	1/2 Male Solder x 1/4 OD Comp	521-23-30	24/144
ANG	RB	1/2 Male Solder x 1/4 OD Comp	621-23-30	24/144
STR	RB	1/2 Male Solder x 3/8 OD Comp	521-23-31	24/144

ANG = Angle, STR = Straight, PL = Plated, RB = Rough Brass

See website for all standard products and specialty items. Call for project pricing.

Ph: 1-800-268-5355 CDA Ph: 1-800-268-2363 US Fax: 1-800-226-1801 CDA & US sales@dahlvalve.com www.dahlvalve.com

mini-ball™ valves

Supply Stops



CPVC - FEMALE



Pattern	Finish	Description	Part Number	Box/Mstr
STR	PL	1/2 Fem. CPVC x 1/4 OD Comp	511-46-30	24/144
STR	RB	1/2 Fem. CPVC x 1/4 OD Comp	521-46-30	24/144
ANG	PL	1/2 Fem. CPVC x 1/4 OD Comp	611-46-30	24/144
ANG	RB	1/2 Fem. CPVC x 1/4 OD Comp	621-46-30	24/144
STR	PL	1/2 Fem. CPVC x 3/8 OD Comp	511-46-31	24/144
STR	RB	1/2 Fem. CPVC x 3/8 OD Comp	521-46-31	24/144
ANG	PL	1/2 Fem. CPVC x 3/8 OD Comp	611-46-31	24/144
ANG	RB	1/2 Fem. CPVC x 3/8 OD Comp	621-46-31	24/144
STR	PL	1/2 Fem. CPVC x 1/2 OD Comp	511-46-32	24/144
ANG	PL	1/2 Fem. CPVC x 1/2 OD Comp	611-46-32	24/144
ANG	RB	1/2 Fem. CPVC x 1/2 OD Comp	621-46-32	24/144

CPVC - MALE



Pattern	Finish	Description	Part Number	Box/Mstr
STR	RB	1/2 Male CPVC x 1/4 OD Comp	521-4466-30	24/144
ANG	PL	1/2 Male CPVC x 1/4 OD Comp	611-4466-30	24/144
STR	PL	1/2 Male CPVC x 3/8 OD Comp	511-4466-31	24/144
STR	RB	1/2 Male CPVC x 3/8 OD Comp	521-4466-31	24/144
ANG	PL	1/2 Male CPVC x 3/8 OD Comp	611-4466-31	24/144

ANG = Angle, STR = Straight, PL = Plated, RB = Rough Brass

See website for all standard products and specialty items. Call for project pricing.

mini-ball™ valves

Supply Stops



IRON - NPT FEMALE



Pattern	Finish	Description	Part Number	Box/Mstr
STR	PL	3/8 FIP x 1/4 OD Comp	511-52-30	24/144
STR	RB	3/8 FIP x 1/4 OD Comp	521-52-30	24/144
ANG	PL	3/8 FIP x 1/4 OD Comp	611-52-30	24/144
ANG	RB	3/8 FIP x 1/4 OD Comp	621-52-30	24/144
STR	PL	3/8 FIP x 3/8 OD Comp	511-52-31	24/144
STR	RB	3/8 FIP x 3/8 OD Comp	521-52-31	24/144
ANG	PL	3/8 FIP x 3/8 OD Comp	611-52-31	24/144
ANG	RB	3/8 FIP x 3/8 OD Comp	621-52-31	24/144
STR	PL	3/8 FIP x 1/2 OD Comp	511-52-32	24/144
ANG	PL	3/8 FIP x 1/2 OD Comp	611-52-32	24/144
ANG	RB	3/8 FIP x 1/2 OD Comp	621-52-32	24/144
STR	PL	1/2 FIP x 1/2 NPSM	511-53-05	24/144
ANG	PL	1/2 FIP x 1/2 NPSM	611-53-05	24/144
STR	PL	1/2 FIP x 1/4 OD Comp	511-53-30	24/144
STR	RB	1/2 FIP x 1/4 OD Comp	521-53-30	24/144
ANG	PL	1/2 FIP x 1/4 OD Comp	611-53-30	24/144
ANG	RB	1/2 FIP x 1/4 OD Comp	621-53-30	24/144
STR	PL	1/2 FIP x 3/8 OD Comp	511-53-31	24/144
STR	RB	1/2 FIP x 3/8 OD Comp	521-53-31	24/144
ANG	PL	1/2 FIP x 3/8 OD Comp	611-53-31	24/144
ANG	RB	1/2 FIP x 3/8 OD Comp	621-53-31	24/144
STR	PL	1/2 FIP x 1/2 OD Comp	511-53-32	24/144
ANG	PL	1/2 FIP x 1/2 OD Comp	611-53-32	24/144
ANG	RB	1/2 FIP x 1/2 OD Comp	621-53-32	24/144
STR	PL	1/2 FIP x 1/2 or 7/16 OD Slip Joint	511-53-L5	12/72
ANG	PL	1/2 FIP x 1/2 or 7/16 OD Slip Joint	611-53-L5	12/72

IRON - NPT MALE



Pattern	Finish	Description	Part Number	Box/Mstr
STR	RB	1/4 MIP x 1/4 OD Comp	521-61-30	24/144
ANG	PL	1/2 Fem. Solder or 1/2 MIP x 3/8 OD Comp	611-01-31	24/144
ANG	RB	1/2 Fem. Solder or 1/2 MIP x 1/4 OD Comp	621-01-30	24/144
ANG	RB	1/2 Fem. Solder or 1/2 MIP x 3/8 OD Comp	621-01-31	24/144

PEX - COMPRESSION



Pattern	Finish	Description	Part Number	Box/Mstr
STR	PL	3/8 (1/2 OD) Compex x 3/8 OD Comp	511-CPX2-31	18/108
STR	PL	1/2 (5/8 OD) Compex x 3/8 OD Comp	511-CPX3-31	18/108
STR	RB	1/2 (5/8 OD) Compex x 3/8 OD Comp	521-CPX3-31	18/108
ANG	PL	1/2 (5/8 OD) Compex x 3/8 OD Comp	611-CPX3-31	12/72
ANG	RB	1/2 (5/8 OD) Compex x 3/8 OD Comp	621-CPX3-31	18/108

ANG = Angle, STR = Straight, PL = Plated, RB = Rough Brass

See website for all standard products and specialty items. Call for project pricing.

mini-ball™ valves

Supply Stops



mini-ball™ valves

PEX - CRIMP



Pattern	Finish	Description	Part Number	Box/Mstr
STR	PL	3/8 Crimpex x 3/8 OD Comp	511-PX2-31	24/144
ANG	PL	3/8 Crimpex x 3/8 OD Comp	611-PX2-31	24/144
STR	PL	1/2 Crimpex x 1/4 OD Comp	511-PX3-30	24/144
STR	RB	1/2 Crimpex x 1/4 OD Comp	521-PX3-30	24/144
ANG	PL	1/2 Crimpex x 1/4 OD Comp	611-PX3-30	24/144
ANG	RB	1/2 Crimpex x 1/4 OD Comp	621-PX3-30	24/144
STR	PL	1/2 Crimpex x 3/8 OD Comp	511-PX3-31	24/144
STR	RB	1/2 Crimpex x 3/8 OD Comp	521-PX3-31	24/144
ANG	PL	1/2 Crimpex x 3/8 OD Comp	611-PX3-31	24/144
ANG	RB	1/2 Crimpex x 3/8 OD Comp	621-PX3-31	24/144
STR	PL	1/2 Crimpex x 1/2 OD Comp	511-PX3-32	24/144
ANG	PL	1/2 Crimpex x 1/2 OD Comp	611-PX3-32	24/144

PEX - F1960



Pattern	Finish	Description	Part Number	Box/Mstr
STR	PL	1/2 F1960 x 1/4 OD Comp	511-PRPX3-30	24/144
STR	RB	1/2 F1960 x 1/4 OD Comp	521-PRPX3-30	24/144
ANG	PL	1/2 F1960 x 1/4 OD Comp	611-PRPX3-30	24/144
ANG	RB	1/2 F1960 x 1/4 OD Comp	621-PRPX3-30	24/144
STR	PL	1/2 F1960 x 3/8 OD Comp	511-PRPX3-31	24/144
STR	RB	1/2 F1960 x 3/8 OD Comp	521-PRPX3-31	24/144
ANG	PL	1/2 F1960 x 3/8 OD Comp	611-PRPX3-31	24/144
ANG	RB	1/2 F1960 x 3/8 OD Comp	621-PRPX3-31	24/144
ANG	PL	1/2 F1960 x 1/2 NPSM	611-PRPX3-05	24/144

PEX - F2080



Pattern	Finish	Description	Part Number	Box/Mstr
STR	PL	1/2 F2080 x 1/4 OD Comp	511-EV3-30	24/144
STR	RB	1/2 F2080 x 1/4 OD Comp	521-EV3-30	24/144
ANG	PL	1/2 F2080 x 1/4 OD Comp	611-EV3-30	24/144
ANG	RB	1/2 F2080 x 1/4 OD Comp	621-EV3-30	24/144
STR	PL	1/2 F2080 x 3/8 OD Comp	511-EV3-31	24/144
STR	RB	1/2 F2080 x 3/8 OD Comp	521-EV3-31	24/144
ANG	PL	1/2 F2080 x 3/8 OD Comp	611-EV3-31	24/144
ANG	RB	1/2 F2080 x 3/8 OD Comp	621-EV3-31	24/144
ANG	PL	1/2 F2080 x 1/2 NPSM	611-EV3-05	24/144

PEX-AL-PEX - COMPRESSION




Pattern	Finish	Description	Part Number	Box/Mstr
STR	PL	1/2 PEX-AL-PEX Comp x 3/8 OD Comp	511-K3-31	18/108
ANG	PL	1/2 PEX-AL-PEX Comp x 3/8 OD Comp	611-K3-31	18/108
STR	RB	1/2 PEX-AL-PEX Comp x 3/8 OD Comp	521-K3-31	18/108
ANG	RB	1/2 PEX-AL-PEX Comp x 3/8 OD Comp	621-K3-31	18/108

ANG = Angle, STR = Straight, PL = Plated, RB = Rough Brass

See website for all standard products and specialty items. Call for project pricing.

mini-ball™ valves

THE DAHL **QUICK-GRIP™** CONNECTION
SIMPLY PUSH IT ON!



- For 1/2" Copper - No compression, no soldering – great for wet pipe.
- For 1/2" PEX - No crimping, just use the supplied tube insert
- For 1/2" CPVC - No gluing

SIMPLE TO INSTALL – PUSH IT ON!

Cut pipe, deburr, clean and push it on!

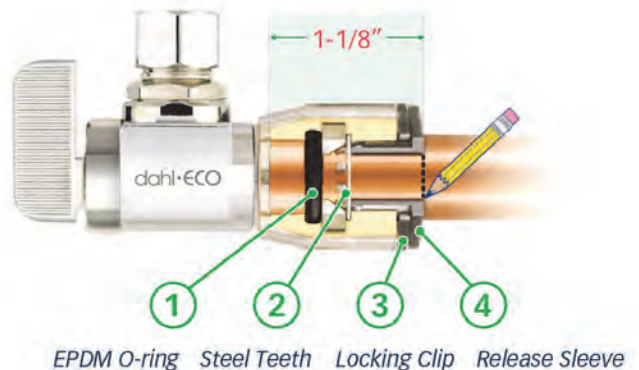
RELIABLE

Withstood pipe burst pressure when tested.

EASY REMOVAL AND RE-USE

NO DISCONNECTED TOOL REQUIRED.

Dahl originated the hand-operated Release Sleeve.
Follow installation instructions for removal.



REDUCES YOUR INVENTORY!

One connection for three different pipe types.

CERTIFIED & CODE COMPLIANT

CSA and IAPMO approved to ASSE 1061, NSF/ANSI 372
(formerly NSF/ANSI 61-6)

ANG = Angle, STR = Straight, PL = Plated, RB = Rough Brass

See website for all standard products and specialty items. Call for project pricing.

Ph: 1-800-268-5355 CDA Ph: 1-800-268-2363 US Fax: 1-800-226-1801 CDA & US sales@dahlvalve.com www.dahlvalve.com

mini-ball™ valves

Supply Stops



QUICK-GRIP™ (COPPER, PEX, CPVC)



QUICK-GRIP™ Simply clean, de-burr the pipe and **PUSH IT ON!**

- For 1/2" Copper - No compression, no soldering – great for wet pipe.
- For 1/2" PEX - No crimping, just use the supplied tube insert
- For 1/2" CPVC - No gluing

Pattern	Finish	Description	Part Number	Box/Mstr
STR	RB	1/2 QUICK-GRIP™ x 1/4 OD Comp	521-QG3-30	12/72
ANG	RB	1/2 QUICK-GRIP™ x 1/4 OD Comp	621-QG3-30	12/72
STR	PL	1/2 QUICK-GRIP™ x 3/8 OD Comp	511-QG3-31	12/72
ANG	PL	1/2 QUICK-GRIP™ x 3/8 OD Comp	611-QG3-31	12/72
ANG	RB	1/2 QUICK-GRIP™ x 3/8 OD Comp	621-QG3-31	12/72
STR	PL	1/2 QUICK-GRIP™ x 1/2 OD Comp	511-QG3-32	12/72
ANG	PL	1/2 QUICK-GRIP™ x 1/2 OD Comp	611-QG3-32	12/72

ANG = Angle, STR = Straight, PL = Plated, RB = Rough Brass


mini-ball™ valves

Supply Stops

Finishing Valves



- Ideal for toilets, pedestal sinks, and bidets
- Installs easily
- No Soldering required!
- Models also available for IRON and PEX pipes
- Cover the stub-out pipe with coupling and Rust Proof Escutcheon



COPPER - COMPRESSION



Pattern	Finish	Description	Part Number	Box/Mstr
STR	PL	5/8 OD Comp 2-1/2" Ext. x 3/8 OD Comp	511-33LE-31	8/48
ANG	PL	5/8 OD Comp 2-1/2" Ext. x 3/8 OD Comp	611-33LE-31	8/48
ANG	PL	5/8 OD Comp 2-1/2" Ext. x 1/2 NPSM	611-33LE-05	8/48

IRON - NPT MALE



Pattern	Finish	Description	Part Number	Box/Mstr
STR	PL	1/2 MIP 2-1/2" Ext. x 3/8 OD Comp	511-63LE-31	8/48
ANG	PL	1/2 MIP 2-1/2" Ext. x 3/8 OD Comp	611-63LE-31	8/48
STR	PL	1/2 MIP 2-1/2" Ext. x 3/8 FIP	511-63LE-52	8/48
ANG	PL	1/2 MIP 2-1/2" Ext. x 3/8 FIP	611-63LE-52	8/48

PEX - CRIMP



Pattern	Finish	Description	Part Number	Box/Mstr
STR	PL	1/2 Crimpex Ext. x 3/8 OD Comp	511-PX3LE-31	8/48
ANG	PL	1/2 Crimpex Ext. x 3/8 OD Comp	611-PX3LE-31	8/48

PEX - F1960



Pattern	Finish	Description	Part Number	Box/Mstr
STR	PL	1/2 F1960 Ext. x 3/8 OD Comp	511-PRPX3LE-31	8/48
ANG	PL	1/2 F1960 Ext. x 3/8 OD Comp	611-PRPX3LE-31	8/48

ANG = Angle, STR = Straight, PL = Plated, RB = Rough Brass

See website for all standard products and specialty items. Call for project pricing.

Ph: 1-800-268-5355 CDA Ph: 1-800-268-2363 US Fax: 1-800-226-1801 CDA & US sales@dahlvalve.com www.dahlvalve.com

mini-ball™ valves

Supply Stops

Retrofit



- Add a 1/4 Turn **mini-ball™** valve in seconds!
- Piggy-back onto old adapter or valve
- Leave old joints in place
- Available in 3 sizes to retrofit to
3/8 OD, 1/2 OD or 5/8 OD Compression fittings



RETROFIT - FEMALE/REVERSE COMPRESSION



Pattern	Finish	Description	Part Number	Box/Mstr
STR	PL	3/8 OD Fem. Comp x 1/4 OD Comp	511-41-30	24/144
STR	PL	3/8 OD Fem. Comp x 3/8 OD Comp	511-41-31	24/144
ANG	PL	3/8 OD Fem. Comp x 3/8 OD Comp	611-41-31	24/144
STR	PL	1/2 OD Fem. Comp x 1/4 OD Comp	511-42-30	24/144
STR	PL	1/2 OD Fem. Comp x 3/8 OD Comp	511-42-31	24/144
ANG	PL	1/2 OD Fem. Comp x 3/8 OD Comp	611-42-31	24/144
STR	PL	1/2 OD Fem. Comp x 1/2 OD Comp	511-42-32	24/144
ANG	PL	1/2 OD Fem. Comp x 1/2 OD Comp	611-42-32	24/144

ANG = Angle, STR = Straight, PL = Plated, RB = Rough Brass

mini-ball™ valves

Supply Stops

Skirted Toilet Kits



The Hard Way

With a standard supply stop, the stub-out has to be moved because the handle interferes with the toilet skirt



The dahl Way

Our Skirted Toilet Kit is designed to use the existing stub-out

- For Skirted Toilets
- Eliminates the need to re-pipe
- Available for all common pipe types

COPPER - COMPRESSION



Pattern	Finish	Description	Part Number	Box/Mstr
ANG	PL	5/8 OD Comp x 3/8 OD Comp	E33-2386-A	10/60

IRON - NPT FEMALE



Pattern	Finish	Description	Part Number	Box/Mstr
ANG	PL	1/2 FIP x 3/8 OD Comp	E53-2386-A	10/60

PEX - CRIMP



Pattern	Finish	Description	Part Number	Box/Mstr
ANG	PL	1/2 Crimpex x 3/8 OD Comp	EPX3-2386-A	10/60

QUICK-GRIP™ (COPPER, PEX, CPVC)



Pattern	Finish	Description	Part Number	Box/Mstr
STR	PL	1/2 QUICK-GRIP™ x 3/8 OD Comp	EQG3-2386-A	10/60

ANG = Angle, STR = Straight, PL = Plated, RB = Rough Brass

See website for all standard products and specialty items. Call for project pricing.

Ph: 1-800-268-5355 CDA Ph: 1-800-268-2363 US Fax: 1-800-226-1801 CDA & US sales@dahlvalve.com www.dahlvalve.com

mini-ball™ valves

Dual Outlet Valves



- Compact design
- For dishwasher, water-filter, icemaker, instant hot and many other appliances
- Available with red or blue handles
- Available with Loose Key operation

COPPER - COMPRESSION



Pattern	Finish	Description	Part Number	Box/Mstr
STR	PL	5/8 OD Comp x 3/8 OD Comp x 1/4 OD Comp	511-33-31-30	12/72
ANG	PL	5/8 OD Comp x 1/2 Fem. Solder or 1/2 MIP x 1/4 OD Comp	611-33-01-30	12/72
ANG	PL	5/8 OD Comp x 3/8 OD Comp x 1/4 OD Comp	611-33-31-30	12/72
STR	PL	5/8 OD Comp x 3/8 OD Comp x 3/8 OD Comp	511-33-31-31	12/72
ANG	PL	5/8 OD Comp x 1/2 Fem. Solder or 1/2 MIP x 3/8 OD Comp	611-33-01-31	12/72
ANG	PL	5/8 OD Comp x 3/8 OD Comp x 3/8 OD Comp	611-33-31-31	12/72

COPPER - SOLDER FEMALE



Pattern	Finish	Description	Part Number	Box/Mstr
STR	PL	1/2 Fem. Solder x 3/8 OD Comp x 1/4 OD Comp	511-13-31-30	12/72
STR	PL	1/2 Fem. Solder x 3/8 OD Comp x 3/8 OD Comp	511-13-31-31	12/72
ANG	PL	1/2 Fem. Solder x 3/8 OD Comp x 3/8 OD Comp	611-13-31-31	12/72
ANG	PL	1/2 Fem. Solder x 3/8 OD Comp x 1/4 OD Comp	611-13-31-30	12/72

CPVC - FEMALE



Pattern	Finish	Description	Part Number	Box/Mstr
ANG	PL	1/2 Fem. CPVC x 3/8 OD Comp x 1/4 OD Comp	611-46-31-30	12/72
ANG	PL	1/2 Fem. CPVC x 3/8 OD Comp x 3/8 OD Comp	611-46-31-31	12/72
STR	PL	1/2 Fem. CPVC x 3/8 OD Comp x 1/4 OD Comp	511-46-31-30	12/72
STR	PL	1/2 Fem. CPVC x 3/8 OD Comp x 3/8 OD Comp	511-46-31-31	12/72

IRON - NPT FEMALE



Pattern	Finish	Description	Part Number	Box/Mstr
STR	PL	1/2 FIP x 3/8 OD Comp x 1/4 OD Comp	511-53-31-30	12/72
ANG	PL	1/2 FIP x 1/2 Fem. Solder or 1/2 MIP x 1/4 OD Comp	611-53-01-30	12/72
ANG	PL	1/2 FIP x 3/8 OD Comp x 1/4 OD Comp	611-53-31-30	12/72
STR	PL	1/2 FIP x 3/8 OD Comp x 3/8 OD Comp	511-53-31-31	12/72
ANG	PL	1/2 FIP x 1/2 Fem. Solder or 1/2 MIP x 3/8 OD Comp	611-53-01-31	12/72
ANG	PL	1/2 FIP x 3/8 OD Comp x 3/8 OD Comp	611-53-31-31	12/72

ANG = Angle, STR = Straight, PL = Plated, RB = Rough Brass

mini-ball™ valves

Dual Outlet Valves

PEX - CRIMP



Pattern	Finish	Description	Part Number	Box/Mstr
STR	PL	1/2 Crimpex x 3/8 OD Comp x 3/8 OD Comp	511-PX3-31-31	12/72
ANG	PL	1/2 Crimpex x 3/8 OD Comp x 1/4 OD Comp	611-PX3-31-30	12/72
ANG	PL	1/2 Crimpex x 3/8 OD Comp x 3/8 OD Comp	611-PX3-31-31	12/72

PEX - F1960



Pattern	Finish	Description	Part Number	Box/Mstr
STR	PL	1/2 F1960 x 3/8 OD Comp x 1/4 OD Comp	511-PRPX3-31-30	12/72
STR	PL	1/2 F1960 x 3/8 OD Comp x 3/8 OD Comp	511-PRPX3-31-31	12/72
ANG	PL	1/2 F1960 x 3/8 OD Comp x 1/4 OD Comp	611-PRPX3-31-30	12/72
ANG	PL	1/2 F1960 x 3/8 OD Comp x 3/8 OD Comp	611-PRPX3-31-31	12/72

PEX - F2080



Pattern	Finish	Description	Part Number	Box/Mstr
ANG	PL	1/2 F2080 x 3/8 OD Comp x 3/8 OD Comp	611-EV3-31-31	12/72
ANG	PL	1/2 F2080 x 3/8 OD Comp x 1/4 OD Comp	611-EV3-31-30	12/72
STR	PL	1/2 F2080 x 3/8 OD Comp x 3/8 OD Comp	511-EV3-31-31	12/72
STR	PL	1/2 F2080 x 3/8 OD Comp x 1/4 OD Comp	511-EV3-31-30	12/72

PEX-AL-PEX - COMPRESSION



Pattern	Finish	Description	Part Number	Box/Mstr
STR	PL	1/2 PEX-AL-PEX Comp x 3/8 OD Comp x 1/4 OD Comp	511-K3-31-30	12/72
STR	PL	1/2 PEX-AL-PEX Comp x 3/8 OD Comp x 3/8 OD Comp	511-K3-31-31	12/72

QUICK-GRIP™ (COPPER, PEX, CPVC)



Pattern	Finish	Description	Part Number	Box/Mstr
STR	PL	1/2 QUICK-GRIP™ x 3/8 OD Comp x 1/4 OD Comp	511-QG3-31-30	12/72
STR	PL	1/2 QUICK-GRIP™ x 3/8 OD Comp x 3/8 OD Comp	511-QG3-31-31	12/72
ANG	PL	1/2 QUICK-GRIP™ x 3/8 OD Comp x 1/4 OD Comp	611-QG3-31-30	12/72
ANG	PL	1/2 QUICK-GRIP™ x 3/8 OD Comp x 3/8 OD Comp	611-QG3-31-31	12/72

RETROFIT - FEMALE/REVERSE COMPRESSION



Pattern	Finish	Description	Part Number	Box/Mstr
STR	PL	3/8 OD Fem. Comp x 3/8 OD Comp x 1/4 OD Comp	511-41-31-30	12/72
STR	PL	3/8 OD Fem. Comp x 3/8 OD Comp x 3/8 OD Comp	511-41-31-31	12/72
STR	PL	3/8 OD Fem. Comp x 1/4 OD Comp x 1/4 OD Comp	511-41-30-30	12/72
ANG	PL	3/8 OD Fem. Comp x 3/8 OD Comp x 1/4 OD Comp	611-41-31-30	12/72
ANG	PL	3/8 OD Fem. Comp x 3/8 OD Comp x 3/8 OD Comp	611-41-31-31	12/72
STR	PL	3/8 OD Fem. Comp x 3/8 OD Comp x 1/2 OD Comp	511-41-31-32	12/72

ANG = Angle, STR = Straight, PL = Plated, RB = Rough Brass


See website for all standard products and specialty items. Call for project pricing.

mini-ball™ valves

Dual Shut-Off Valves

4000 Series

Tee + 2 Angle



5000 Series

Tee + 2 Straight



6000 Series

Tee + 1 Angle + 1 Straight



Valves swivel to any orientation to suit clean and easy riser hook up

- Ideal for faucet, dishwasher, water-filter, icemaker, instant hot, or any other appliances
- May also be used for eyewash hook-ups, expansion tank/boiler fill and many other applications
- Available with Water Hammer Arrester, see **Water Hammer Arrester Valves** section

COPPER - COMPRESSION



Dual Shut-Off Series	Pattern	Finish	Description	Part Number	Box/Mstr
4000	2 ANG	PL	5/8 OD Comp x 3/8 OD Comp x 1/4 OD Comp	E33-4000	6/36
4000	2 ANG	PL	5/8 OD Comp x 3/8 OD Comp x 3/8 OD Comp	E33-4001	6/36
4000	2 ANG	PL	5/8 OD Comp x 3/8 OD Comp x 1/2 OD Comp	E33-4002	6/36
5000	2 STR	PL	5/8 OD Comp x 3/8 OD Comp x 1/4 OD Comp	E33-5000	6/36
5000	2 STR	PL	5/8 OD Comp x 3/8 OD Comp x 3/8 OD Comp	E33-5001	6/36
5000	2 STR	PL	5/8 OD Comp x 3/8 OD Comp x Male Hose	E33-5003	6/36
6000	1 ANG, 1 STR	PL	5/8 OD Comp x 3/8 OD Comp x 1/4 OD Comp	E33-6000	6/36
6000	1 ANG, 1 STR	PL	5/8 OD Comp x 3/8 OD Comp x 3/8 OD Comp	E33-6001	6/36

CPVC - FEMALE



Dual Shut-Off Series	Pattern	Finish	Description	Part Number	Box/Mstr
6000	1 ANG, 1 STR	PL	1/2 Fem. CPVC x 3/8 OD Comp x 1/4 OD Comp	E46-6000	6/36

ANG = Angle, STR = Straight, PL = Plated, RB = Rough Brass

mini-ball™ valves

Dual Shut-Off Valves

IRON - NPT FEMALE



Dual Shut-Off Series	Pattern	Finish	Description	Part Number	Box/Mstr
4000	2 ANG	PL	1/2 FIP x 3/8 OD Comp x 1/4 OD Comp	E53-4000	6/36
4000	2 ANG	PL	1/2 FIP x 3/8 OD Comp x 3/8 OD Comp	E53-4001	6/36
4000	2 ANG	PL	1/2 FIP x 3/8 OD Comp x Male Hose	E53-4003	6/36
5000	2 STR	PL	1/2 FIP x 3/8 OD Comp x 1/2 OD Comp	E53-5002	6/36
6000	1 ANG, 1 STR	PL	1/2 FIP x 3/8 OD Comp x 1/4 OD Comp	E53-6000	6/36
6000	1 ANG, 1 STR	PL	1/2 FIP x 3/8 OD Comp x 3/8 OD Comp	E53-6001	6/36
6000	ANG	PL	1/2 FIP x 3/8 OD Comp x Male Hose	E53-6003	6/36

PEX - CRIMP



Dual Shut-Off Series	Pattern	Finish	Description	Part Number	Box/Mstr
5000	2 STR	PL	1/2 Crimpex x 3/8 OD Comp x 3/8 OD Comp	EPX3-5001	6/36
4000	2 ANG	PL	1/2 Crimpex x 3/8 OD Comp x 1/4 OD Comp	EPX3-4000	6/36
5000	2 STR	PL	1/2 Crimpex x 3/8 OD Comp x 1/4 OD Comp	EPX3-5000	6/36
6000	1 ANG, 1 STR	PL	1/2 Crimpex x 3/8 OD Comp x 1/4 OD Comp	EPX3-6000	6/36
4000	2 ANG	PL	1/2 Crimpex x 3/8 OD Comp x 3/8 OD Comp	EPX3-4001	6/36
6000	1 ANG, 1 STR	PL	1/2 Crimpex x 3/8 OD Comp x 3/8 OD Comp	EPX3-6001	6/36

PEX - F1960



Dual Shut-Off Series	Pattern	Finish	Description	Part Number	Box/Mstr
4000	2 ANG	PL	1/2 F1960 x 3/8 OD Comp x 1/4 OD Comp	EPRPX3-4000	6/36
5000	2 STR	PL	1/2 F1960 x 3/8 OD Comp x 1/4 OD Comp	EPRPX3-5000	6/36
6000	1 ANG, 1 STR	PL	1/2 F1960 x 3/8 OD Comp x 1/4 OD Comp	EPRPX3-6000	6/36
4000	2 ANG	PL	1/2 F1960 x 3/8 OD Comp x 3/8 OD Comp	EPRPX3-4001	6/36
5000	2 STR	PL	1/2 F1960 x 3/8 OD Comp x 3/8 OD Comp	EPRPX3-5001	6/36
6000	1 ANG, 1 STR	PL	1/2 F1960 x 3/8 OD Comp x 3/8 OD Comp	EPRPX3-6001	6/36

QUICK-GRIP™ (COPPER, PEX, CPVC)



Dual Shut-Off Series	Pattern	Finish	Description	Part Number	Box/Mstr
4000	2 ANG	PL	1/2 QUICK-GRIP™ x 3/8 OD Comp x 3/8 OD Comp	EQG3-4001	6/36
5000	2 STR	PL	1/2 QUICK-GRIP™ x 3/8 OD Comp x 3/8 OD Comp	EQG3-5001	6/36
4000	2 ANG	PL	1/2 QUICK-GRIP™ x 3/8 OD Comp x 1/4 OD Comp	EQG3-4000	6/36
5000	2 STR	PL	1/2 QUICK-GRIP™ x 3/8 OD Comp x 1/4 OD Comp	EQG3-5000	6/36
6000	1 ANG, 1 STR	PL	1/2 QUICK-GRIP™ x 3/8 OD Comp x 1/4 OD Comp	EQG3-6000	6/36
6000	1 ANG, 1 STR	PL	1/2 QUICK-GRIP™ x 3/8 OD Comp x 3/8 OD Comp	EQG3-6001	6/36

ANG = Angle, STR = Straight, PL = Plated, RB = Rough Brass

See website for all standard products and specialty items. Call for project pricing.

Ph: 1-800-268-5355 CDA Ph: 1-800-268-2363 US Fax: 1-800-226-1801 CDA & US sales@dahlvalve.com www.dahlvalve.com

mini-ball™ valves

Dual Shut-Off Valves

Universal Tee

CONFIGURE DUAL SHUT-OFF VALVES WITH UNIVERSAL TEES

4000 Series

5000 Series

6000 Series

1

DISCARD NUTS & SLEEVES FROM ANY SUPPLY STOP



2

CONNECT SUPPLY STOPS TO THE TEE



- Reduce Inventory
- Configure your own Dual Shut-off Valve with ANY two Supply Stops
- (with 5/8 OD Fem. Comp Inlet) and Dahl's Universal Tee
- Mechanical union joint (with female/reverse comp) swivels to position
- No need for PTFE tape or pipe dope
- 2 styles of Tee = 3 styles of Dual Shut-Off Valve

CONFIGURE MULTIPLE SHUT-OFFS WITH ADDITIONAL TEES



COPPER - COMPRESSION



Pattern	Finish	Description	Part Number	Box/Mstr
TEE	PL	5/8 OD Comp x 5/8 OD Fem. Comp x 5/8 OD Fem. Comp	E33-43-43-PL	24/144
TEE	PL	5/8 OD Fem. Comp x 5/8 OD Fem. Comp x 5/8 OD Comp	E43-43-33-PL	24/144

ANG = Angle, STR = Straight, PL = Plated, RB = Rough Brass

mini-ball™ valves

Dual Shut-Off Valves

Universal Tee

CPVC - FEMALE



Pattern	Finish	Description	Part Number	Box/Mstr
TEE	PL	1/2 Fem. CPVC x 5/8 OD Fem. Comp x 5/8 OD Fem. Comp	E46-43-43-PL	24/144
TEE	PL	5/8 OD Fem. Comp x 5/8 OD Fem. Comp x 1/2 Fem. CPVC	E43-43-46-PL	24/144

IRON - NPT FEMALE



Pattern	Finish	Description	Part Number	Box/Mstr
TEE	PL	5/8 OD Fem. Comp x 5/8 OD Fem. Comp x 1/2 FIP	E43-43-53-PL	24/144
TEE	PL	1/2 FIP x 5/8 OD Fem. Comp x 5/8 OD Fem. Comp	E53-43-43-PL	24/144

PEX - CRIMP



Pattern	Finish	Description	Part Number	Box/Mstr
TEE	PL	1/2 Crimpex x 5/8 OD Fem. Comp x 5/8 OD Fem. Comp	EPX3-43-43-PL	24/144
TEE	PL	5/8 OD Fem. Comp x 5/8 OD Fem. Comp x 1/2 Crimpex	E43-43-PX3-PL	24/144

QUICK-GRIP™ (COPPER, PEX, CPVC)



Pattern	Finish	Description	Part Number	Box/Mstr
TEE	PL	5/8 OD Fem. Comp x 5/8 OD Fem. Comp x 1/2 QUICK-GRIP™	E43-43-QG3-PL	12/72
TEE	PL	1/2 QUICK-GRIP™ x 5/8 OD Fem. Comp x 5/8 OD Fem. Comp	EQG3-43-43-PL	12/72

ANG = Angle, STR = Straight, PL = Plated, RB = Rough Brass

See website for all standard products and specialty items. Call for project pricing.

mini-ball™ valves

Supply Kits

Faucet / Lavatory

- Various kits are available with different supply stops to suit the specific pipe type



- Braided Hose Kits for "re-fit" jobs may be ordered less ALL valve inlet compression nuts & sleeves, and less escutcheons
- This option applies only to kits that contain valves with compression inlets, typically 5/8 OD Comp
- To specify this option, add suffix "LNE" to the part numbers - For example: E33-2278-LNE

COPPER - COMPRESSION

Pattern	Finish	Description	Part Number	Riser Length	Box/ Mstr
ANG	PL	5/8 OD Comp x 3/8 OD Comp x 1/2 FIP	E33-2277	16"	25
ANG	PL	5/8 OD Comp x 3/8 OD Comp less nut & sleeve x 1/2 FIP	E33-2278	20"	20
STR	PL	5/8 OD Comp x 3/8 OD Comp less nut & sleeve x 1/2 FIP	E33-2298	20"	20
ANG	PL	5/8 OD Comp x 1/2 NPSM	E33-2367	20"	20

COPPER - SOLDER FEMALE

Pattern	Finish	Description	Part Number	Riser Length	Box/ Mstr
ANG	PL	1/2 Fem. Solder x 3/8 OD Comp x 1/2 FIP	E13-2277	16"	25
ANG	PL	1/2 Fem. Solder x 3/8 OD Comp less nut & sleeve x 1/2 FIP	E13-2278	20"	20

CPVC - FEMALE

Pattern	Finish	Description	Part Number	Riser Length	Box/ Mstr
ANG	PL	1/2 Fem. CPVC x 3/8 OD Comp x 1/2 FIP	E46-2277	16"	25
ANG	PL	1/2 Fem. CPVC x 3/8 OD Comp x 1/2 FIP	E46-2278	20"	20
STR	PL	1/2 Fem. CPVC x 3/8 OD Comp x 1/2 FIP	E46-2297	20"	25

IRON - NPT FEMALE

Pattern	Finish	Description	Part Number	Riser Length	Box/ Mstr
ANG	PL	1/2 FIP x 3/8 OD Comp x 1/2 FIP	E53-2278	20"	20
STR	PL	1/2 FIP x 3/8 OD Comp x 1/2 FIP	E53-2298	20"	20

ANG = Angle, STR = Straight, PL = Plated, RB = Rough Brass

mini-ball™ valves

Supply Kits

Faucet / Lavatory

QUICK-GRIP™ (COPPER, PEX, CPVC)



Pattern	Finish	Description	Part Number	Riser Length	Box/Mstr
ANG	PL	1/2 QUICK-GRIP™ x 3/8 OD Comp x 1/2 FIP	EQG3-2277	16"	25
ANG	PL	1/2 QUICK-GRIP™ x 3/8 OD Comp less nut & sleeve x 1/2 FIP	EQG3-2278	20"	20
STR	PL	1/2 QUICK-GRIP™ x 3/8 OD Comp x 1/2 FIP	EQG3-2297	16"	25
STR	PL	1/2 QUICK-GRIP™ x 3/8 OD Comp less nut & sleeve x 1/2 FIP	EQG3-2298	20"	20

ANG = Angle, STR = Straight, PL = Plated, RB = Rough Brass

See website for all standard products and specialty items. Call for project pricing.

mini-ball™ valves

Supply Kits

Toilet / Closet

- Kits are available with supply stops to suit the specific pipe type



- Braided Hose Kits for "re-fit" jobs may be ordered less ALL valve inlet compression nuts & sleeves, and less escutcheons.
- This option applies only to kits that contain valves with compression inlets, typically 5/8 OD Comp.
- To specify this option, add suffix "LNE" to the part numbers - For example: **E33-2276-LNE**

COPPER - COMPRESSION

Pattern	Finish	Description	Part Number	Riser Length	Box/Mstr
ANG	PL	5/8 OD Comp x 3/8 OD Comp less nut & sleeve x 7/8 BC	E33-2276	12"	25
STR	PL	5/8 OD Comp x 3/8 OD Comp less nut & sleeve x 7/8 BC	E33-2296	12"	25

COPPER - SOLDER FEMALE

Pattern	Finish	Description	Part Number	Riser Length	Box/Mstr
ANG	PL	1/2 Fem. Solder x 3/8 OD Comp less nut & sleeve x 7/8 BC	E13-2276	12"	25
STR	PL	1/2 Fem. Solder x 3/8 OD Comp less nut & sleeve x 7/8 BC	E13-2296	12"	25

CPVC - FEMALE

Pattern	Finish	Description	Part Number	Riser Length	Box/Mstr
ANG	PL	1/2 Fem. CPVC x 3/8 OD Comp less nut & sleeve x 7/8 BC	E46-2276	12"	25

IRON - NPT FEMALE

Pattern	Finish	Description	Part Number	Riser Length	Box/Mstr
ANG	PL	1/2 FIP x 3/8 OD Comp less nut & sleeve x 7/8 BC	E53-2276	12"	25

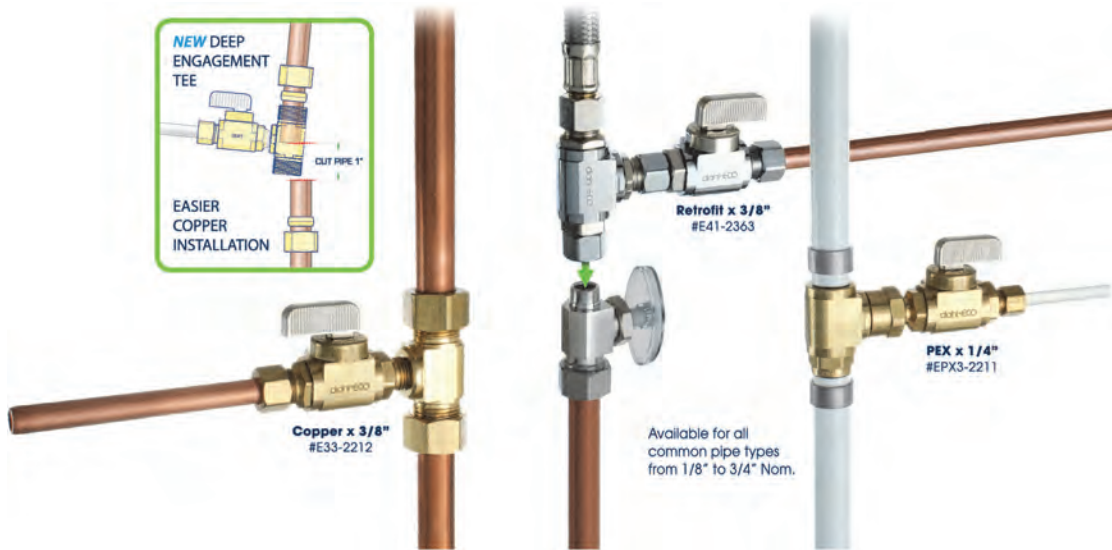
QUICK-GRIP™ (COPPER, PEX, CPVC)

Pattern	Finish	Description	Part Number	Riser Length	Box/Mstr
ANG	PL	1/2 QUICK-GRIP™ x 3/8 OD Comp less nut & sleeve x 7/8 BC	EQG3-2276	12"	25
STR	PL	1/2 QUICK-GRIP™ x 3/8 OD Comp less nut & sleeve x 7/8 BC	EQG3-2296	12"	25

ANG = Angle, STR = Straight, PL = Plated, RB = Rough Brass

mini-ball™ valves

Tee + Valve Kits



Dishwasher / Water Filters

COPPER - COMPRESSION



Pattern	Finish	Description	Part Number	Box/Mstr
STR	RB	5/8 OD Comp x 5/8 OD Comp x 3/8 OD Comp	E33-2212	10/60

QUICK-GRIP™ (COPPER, PEX, CPVC)



Pattern	Finish	Description	Part Number	Box/Mstr
STR	RB	1/2 QUICK-GRIP™ x 1/2 QUICK-GRIP™ x 3/8 OD Comp	EQG3-2212	10/60

Humidifiers / Icemakers / Instant Hots

COPPER - COMPRESSION



Pattern	Finish	Description	Part Number	Box/Mstr
STR	RB	5/8 OD Comp x 5/8 OD Comp x 1/4 OD Comp	E33-2211	10/60

PEX - CRIMP



Pattern	Finish	Description	Part Number	Box/Mstr
STR	RB	1/2 Crimpex x 1/2 Crimpex x 1/4 OD Comp	EPX3-2211	10/60

ANG = Angle, STR = Straight, PL = Plated, RB = Rough Brass

See website for all standard products and specialty items. Call for project pricing.

mini-ball™ valves

Tee + Valve Kits

Humidifiers / Ice makers / Instant Hots

QUICK-GRIP™ (COPPER, PEX, CPVC)



Pattern	Finish	Description	Part Number	Box/Mstr
STR	RB	1/2 QUICK-GRIP™ x 1/2 QUICK-GRIP™ x 1/4 OD Comp	EQG3-2211	10/60

Specialty

RETROFIT - FEMALE/REVERSE COMPRESSION



Pattern	Finish	Description	Part Number	Box/Mstr
STR	PL	3/8 OD Fem. Comp x 3/8 OD Comp x 1/4 OD Comp	E41-2236	10/60
STR	PL	3/8 OD Fem. Comp x 3/8 OD Comp x 3/8 OD Comp	E41-2363	10/60

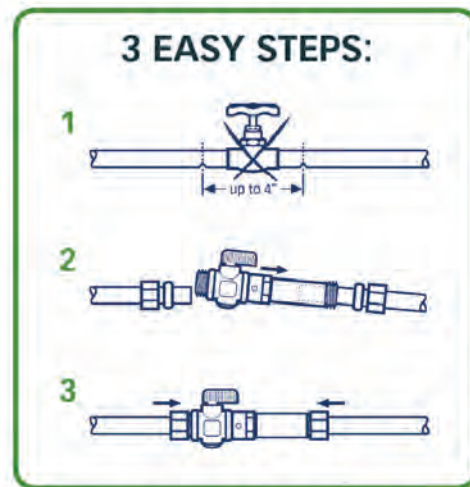
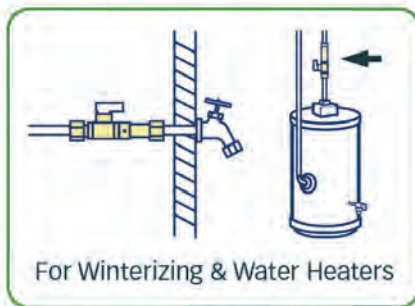
mini-ball™ valves

No Solder Replacement Valves

NO SOLDERING REQUIRED!



- Better flow than old globe valves
- Replace old valves quickly
- Safe when soldering is not
- Available for 1/2" or 3/4" copper pipe



Installs easily even on wet pipe

COMPARE THE FLOW:

	Globe Valve	No Solder Valve
Cv = Flow in USGPM with 1 PSI pressure drop		
1/2" - 15 USGPM	CV = 2.3	CV = 7.5
3/4" - 30 USGPM	CV = 4.0	CV = 6.5

COPPER - COMPRESSION



Pattern	Finish	Description	Part Number	Box/Mstr
STR	RB	5/8 OD Comp x 5/8 OD Comp Long	521LB-33-33L	6/36
STR	RB	5/8 OD Comp x 5/8 OD Comp Long w/Drain	521LB-33-33LD	6/36
STR	RB	7/8 OD Comp x 7/8 OD Comp Long	521-35-35L	6/36
STR	RB	7/8 OD Comp x 7/8 OD Comp Long w/Drain	521-35-35LD	6/36

mini-ball™ valves

ANG = Angle, STR = Straight, PL = Plated, RB = Rough Brass

See website for all standard products and specialty items. Call for project pricing.

mini-ball™ valves

Outlet Box Valves

- Washing machines
- Icemakers
- For all common pipe types
- With or without shank nut
- Also available with 3/8 OD Comp outlet for Vanity applications



Outlet Boxes Sold By Others



Icemakers

COPPER - SOLDER FEMALE



Pattern	Finish	Description	Part Number	Box/Mstr
ANG	RB	1/2 Fem. Solder Longshank x 1/4 OD Comp	621-08-30	20/120

PEX - CRIMP



Pattern	Finish	Description	Part Number	Box/Mstr
ANG	RB	3/8 Crimpex Longshank x 1/4 OD Comp	621-PX2L-30	12/72
ANG	RB	1/2 Crimpex Longshank x 1/4 OD Comp	621-PX3L-30	20/120

Washing Machines

COPPER - SOLDER FEMALE



Pattern	Finish	Description	Part Number	Box/Mstr
ANG	RB	1/2 Fem. Solder Longshank x Male Hose	221-08-04	20/120
ANG	RB	1/2 Fem. Solder Longshank x Male Hose, Pkg of 2	221-08-04PK2	10/60
ANG	RB	1/2 Fem. Solder Longshank x Male Hose Lead - Free	621-08-04	20/120
ANG	RB	1/2 Fem. Solder Longshank x Male Hose, Pkg of 2 Lead - Free	621-08-04PK2	10/60

PEX - CRIMP



Pattern	Finish	Description	Part Number	Box/Mstr
ANG	RB	1/2 Crimpex Longshank x Male Hose	221-PX3L-04	20/120
ANG	RB	1/2 Crimpex Longshank x Male Hose, Pkg of 2	221-PX3L-04PK2	10/60
ANG	RB	1/2 Crimpex Longshank x Male Hose Lead - Free	621-PX3L-04	20/120
ANG	RB	1/2 Crimpex Longshank x Male Hose, Pkg of 2 Lead - Free	621-PX3L-04PK2	10/60

ANG = Angle, STR = Straight, PL = Plated, RB = Rough Brass

mini-ball™ valves

Hose and Boiler Drain - Lead-Free

For Use with:

- Garden Hose
- Washing Machine
- Boiler Drain



Available with:

- Tamper-resistant Loose-Key operation
- With Drip Cap or Cap & Chain
- Male and Female hose connections
- 1/2 Fem. Solder or 1/2 MIP connection



COPPER - COMPRESSION



Pattern	Finish	Description	Part Number	Box/Mstr
STR	PL	5/8 OD Comp x Male Hose	511-33-04	24/144
ANG	PL	5/8 OD Comp x Male Hose	611-33-04	24/144
ANG	PL	5/8 OD Comp x Male Hose, Pkg of 2	611-33-04PK2	12/72
ANG	RB	5/8 OD Comp x Hose	621-33-04	24/144
ANG	RB	5/8 OD Comp x Male Hose, Pkg of 2	621-33-04PK2	12/72

COPPER - SOLDER FEMALE



Pattern	Finish	Description	Part Number	Box/Mstr
STR	RB	1/2 Fem. Solder x Male Hose	521-13-04	24/144
ANG	RB	1/2 Fem. Solder x Male Hose	621-13-04	24/144

COPPER - SOLDER MALE



Pattern	Finish	Description	Part Number	Box/Mstr
STR	RB	1/2 Male Solder x Male Hose	521-23-04	24/144
ANG	RB	1/2 Male Solder x Hose	621-23-04	24/144

CPVC - FEMALE



Pattern	Finish	Description	Part Number	Box/Mstr
ANG	PL	1/2 Fem. CPVC x Male Hose	611-46-04	24/144
ANG	RB	1/2 Fem. CPVC x Male Hose	621-46-04	24/144

HOSE-MATE™



Pattern	Finish	Description	Part Number	Box/Mstr
STR	RB	Male Hose x Fem. Hose	521-04-04F	24/144
ANG	RB	Fem. Hose x Male Hose	621-04F-04	24/144
STR	RB	Male Hose x Fem. Hose, Large Bore	521LB-04-04F	12/72

ANG = Angle, STR = Straight, PL = Plated, RB = Rough Brass

See website for all standard products and specialty items. Call for project pricing.

mini-ball™ valves

Hose and Boiler Drain - Lead-Free

IRON - NPT FEMALE



Pattern	Finish	Description	Part Number	Box/Mstr
ANG	PL	1/2 FIP x Male Hose	611-53-04	24/144
ANG	RB	1/2 FIP x Male Hose	621-53-04	24/144
ANG	RB	1/2 FIP x Male Hose, Pkg of 2	621-53-04PK2	12/72
STR	RB	1/2 FIP x Male Hose	521-53-04	24/144
STR	RB	3/8 FIP x Male Hose	521-52-04	24/144

IRON - NPT MALE



Pattern	Finish	Description	Part Number	Box/Mstr
STR	RB	1/2 Fem. Solder or 1/2 MIP x Male Hose	521-01-04	24/144
ANG	PL	1/2 Fem. Solder or 1/2 MIP x Male Hose	611-01-04	24/144
ANG	RB	1/2 Fem. Solder or 1/2 MIP x Male Hose	621-01-04	24/144
ANG	RB	1/2 Fem. Solder or 1/2 MIP x Male Hose With Cap & Chain	621DH-01-04CC	12/72
STR	RB	3/8 MIP x Male Hose	521-62-04	24/144
STR	RB	1/4 MIP x Male Hose	521-61-04	24/144
ANG	RB	3/4 MIP x Male Hose	621-64-04	12/72
STR	RB	3/4 MIP x Male Hose, Large Bore	521LB-64-04	12/72
STR	RB	1/2 Fem. Solder or 1/2 MIP x Fem. Swivel Hose	521-01-04F	24/144
ANG	RB	1/2 Fem. Solder or 1/2 MIP x Male Hose, Pkg of 2	621-01-04PK2	12/72

PEX - CRIMP



Pattern	Finish	Description	Part Number	Box/Mstr
ANG	RB	1/2 Crimpex x Male Hose	621-PX3-04	24/144

PEX - F1960



Pattern	Finish	Description	Part Number	Box/Mstr
ANG	RB	1/2 F1960 x Male Hose	621-PRPX3-04	24/144

PEX - F2080



Pattern	Finish	Description	Part Number	Box/Mstr
ANG	RB	1/2 F2080 x Male Hose	621-EV3-04	24/144

ANG = Angle, STR = Straight, PL = Plated, RB = Rough Brass

mini-ball™ valves

Hose and Boiler Drain - Not for Potable

COPPER - COMPRESSION



Pattern	Finish	Description	Part Number	Box/Mstr
ANG	PL	5/8 OD Comp x Male Hose	211-33-04	24/144
ANG	PL	5/8 OD Comp x Male Hose, Pkg of 2	211-33-04PK2	12/72
ANG	RB	5/8 OD Comp x Male Hose	221-33-04	24/144
ANG	RB	5/8 OD Comp x Male Hose, Pkg of 2	221-33-04PK2	12/72

COPPER - SOLDER FEMALE



Pattern	Finish	Description	Part Number	Box/Mstr
STR	RB	1/2 Fem. Solder x Male Hose	121-13-04	24/144
ANG	RB	1/2 Fem. Solder x Male Hose	221-13-04	24/144

COPPER - SOLDER MALE



Pattern	Finish	Description	Part Number	Box/Mstr
STR	RB	1/2 Male Solder x Male Hose	121-23-04	24/144
ANG	RB	1/2 Male Solder x Male Hose	221-23-04	24/144

CPVC - FEMALE



Pattern	Finish	Description	Part Number	Box/Mstr
ANG	PL	1/2 Fem. CPVC x Male Hose	211-46-04	24/144
ANG	RB	1/2 Fem. CPVC x Male Hose	221-46-04	24/144

HOSE-MATE™



Pattern	Finish	Description	Part Number	Box/Mstr
STR	RB	Male Hose x Fem. Hose	121-04-04F	24/144
STR	RB	Male Hose x Fem. Hose, Large Bore	121LB-04-04F	12/72
ANG	RB	Fem. Hose x Male Hose	221-04F-04	24/144

IRON - NPT FEMALE



Pattern	Finish	Description	Part Number	Box/Mstr
ANG	PL	1/2 FIP x Male Hose	211-53-04	24/144
ANG	RB	1/2 FIP x Male Hose	221-53-04	24/144
ANG	RB	1/2 FIP x Male Hose, Pkg of 2	221-53-04PK2	12/72
STR	RB	1/2 FIP x Male Hose	121-53-04	24/144
STR	RB	3/8 FIP x Male Hose	121-52-04	24/144

ANG = Angle, STR = Straight, PL = Plated, RB = Rough Brass

See website for all standard products and specialty items. Call for project pricing.

mini-ball™ valves

Hose and Boiler Drain - Not for Potable

IRON - NPT MALE



Pattern	Finish	Description	Part Number	Box/Mstr
ANG	PL	1/2 Fem. Solder or 1/2 MIP x Male Hose	211-01-04	24/144
ANG	RB	1/2 Fem. Solder or 1/2 MIP x Male Hose	221-01-04	24/144
ANG	RB	1/2 Fem. Solder or 1/2 MIP x Male Hose, Pkg of 2	221-01-04PK2	12/72
ANG	RB	1/2 Fem. Solder or 1/2 MIP x Male Hose With Cap & Chain	221DH-01-04CC	12/72
ANG	RB	3/4 MIP x Male Hose	221-64-04	12/72
STR	RB	1/2 Fem. Solder or 1/2 MIP x Male Hose	121-01-04	24/144
STR	RB	1/2 Fem. Solder or 1/2 MIP x Fem. Swivel Hose	121-01-04F	24/144
STR	RB	1/4 MIP x Male Hose	121-61-04	24/144
STR	RB	3/8 MIP x Male Hose	121-62-04	24/144
STR	RB	3/4 MIP x Male Hose, Large Bore	121LB-64-04	12/72

PEX - CRIMP



Pattern	Finish	Description	Part Number	Box/Mstr
ANG	RB	1/2 Crimpex x Male Hose	221-PX3-04	24/144

PEX - F1960



Pattern	Finish	Description	Part Number	Box/Mstr
ANG	RB	1/2 F1960 x Male Hose	221-PRPX3-04	24/144

PEX - F2080



Pattern	Finish	Description	Part Number	Box/Mstr
ANG	RB	1/2 F2080 x Male Hose	221-EV3-04	24/144

mini-ball™ valves

ANG = Angle, STR = Straight, PL = Plated, RB = Rough Brass

mini-ball™ valves

In-line Stops with Drain

- Working pressure/temp up to 250PSI/250°F, depending on pipe type and connection
- Suitable for plumbing or heating
- Large Bore available on select models

COPPER - SOLDER FEMALE



Pattern	Finish	Description	Part Number	Box/Mstr
STR	RB	1/2 Fem. Solder x 1/2 Fem. Solder w/Drain	521-13-13D	24/144
STR	RB	1/2 Fem. Solder x 1/2 Fem. Solder w/Drain	521LB-13-13D	12/72
STR	RB	3/4 Fem. Solder x 3/4 Fem. Solder w/Drain	521-14-14D	12/72
STR	RB	3/4 Fem. Solder x 3/4 Crimpex w/Drain	521-14-PX5D	12/72

CPVC - FEMALE



Pattern	Finish	Description	Part Number	Box/Mstr
STR	RB	1/2 Fem. CPVC x 1/2 Fem. CPVC w/Drain	521-46-46D	12/72
STR	RB	1/2 Fem. CPVC x 1/2 Fem. CPVC w/Drain	521LB-46-46D	12/72

PEX - CRIMP



Pattern	Finish	Description	Part Number	Box/Mstr
STR	RB	1/2 Crimpex x 1/2 Crimpex w/Drain	521-PX3-PX3D	24/144
STR	RB	3/4 Crimpex x 3/4 Crimpex w/Drain	521-PX5-PX5D	12/72

PEX - F1960



Pattern	Finish	Description	Part Number	Box/Mstr
STR	RB	1/2 F1960 x 1/2 F1960 w/Drain, Large Bore	521LB-PRPX3-PRPX3D	12/72
STR	RB	1/2 F1960 x 1/2 F1960 w/Drain	521-PRPX3-PRPX3D	24/144
STR	RB	3/4 F1960 x 3/4 F1960 w/Drain	521-PRPX5-PRPX5D	24/144

PEX - F2080



Pattern	Finish	Description	Part Number	Box/Mstr
STR	RB	1/2 F2080 x 1/2 F2080 w/Drain	521-EV3-EV3D	24/144

PEX-AL-PEX - COMPRESSION



Pattern	Finish	Description	Part Number	Box/Mstr
STR	RB	1/2 PEX-AL-PEX Comp x 1/2 PEX-AL-PEX Comp w/Drain	521-K3-K3D	12/72

QUICK-GRIP™ (COPPER, PEX, CPVC)



Pattern	Finish	Description	Part Number	Box/Mstr
STR	RB	1/2 QUICK-GRIP™ x 1/2 QUICK-GRIP™ w/Drain	521LB-QG3-QG3D	12/72

ANG = Angle, STR = Straight, PL = Plated, RB = Rough Brass

See website for all standard products and specialty items. Call for project pricing.

mini-ball™ valves

In-line Stops

COPPER - COMPRESSION



Pattern	Finish	Description	Part Number	Box/Mstr
STR	PL	1/4 OD Comp x 1/4 OD Comp	511-30-30	24/144
STR	RB	1/4 OD Comp x 1/4 OD Comp	521-30-30	24/144
STR	PL	3/8 OD Comp x 3/8 OD Comp	511-31-31	24/144
STR	RB	3/8 OD Comp x 3/8 OD Comp	521-31-31	24/144
STR	PL	1/2 OD Comp x 1/4 OD Comp	511-32-30	24/144
ANG	PL	5/8 OD Comp x 1/2 Fem. Solder or 1/2 MIP	611-33-01	24/144
STR	PL	5/8 OD Comp x 5/8 OD Comp	511-33-33	24/144
STR	RB	5/8 OD Comp x 5/8 OD Comp, Large Bore	521LB-33-33	12/72
ANG	PL	5/8 OD Comp x 1/2 FIP	611-33-53	24/144

COPPER - SOLDER FEMALE



Pattern	Finish	Description	Part Number	Box/Mstr
STR	RB	1/2 Fem. Solder x 1/2 Fem. Solder or 1/2 MIP	521-13-01	24/144
ANG	PL	1/2 Fem. Solder x 1/2 Fem. Solder or 1/2 MIP	611-13-01	24/144
STR	RB	1/2 Fem. Solder x 1/2 Fem. Solder	521-13-13	24/144
STR	RB	1/2 Fem. Solder x 1/2 Fem. Solder, Large Bore	521LB-13-13	24/144
ANG	RB	1/2 Fem. Solder x 1/2 Fem. Solder	621-13-13	24/144
STR	RB	1/2 Fem. Solder x 1/2 Male Solder	521-13-23	24/144
STR	RB	1/2 Fem. Solder x 1/2 Male Solder, Large Bore	521LB-13-23	24/144
STR	RB	1/2 Fem. Solder x 1/2 (5/8 OD) Compex	521-13-CPX3	12/72
STR	RB	1/2 Fem. Solder x 1/2 PEX-AL-PEX Comp	521-13-K3	18/108
STR	RB	1/2 Fem. Solder x 3/8 Crimpex	521-13-PX2	24/144
STR	RB	1/2 Fem. Solder x 1/2 Crimpex	521-13-PX3	24/144
STR	RB	3/4 Fem. Solder x 3/4 Fem. Solder	521-14-14	12/72
STR	RB	3/4 Fem. Solder x 3/4 Male Solder	521-14-24	12/72
STR	RB	3/4 Fem. Solder x 3/4 FIP	521-14-54	12/72
STR	RB	3/4 Fem. Solder x 5/8 (3/4 OD) Compex, Not for Potable	121-14-CPX4	12/72
STR	RB	3/4 Fem. Solder x 3/4 (7/8 OD) Compex	521-14-CPX5	6/36
STR	RB	3/4 Fem. Solder x 5/8 PEX-AL-PEX Comp, Not for Potable	121-14-K4	12/72
STR	RB	1/2 Fem. Solder x 1/2 Crimpex, Not for Potable	121-13-PX3	24/144
STR	RB	3/4 Fem. Solder x 3/4 Crimpex, Not for Potable	121-14-PX5	12/72
STR	RB	3/4 Fem. Solder x 3/4 Crimpex	521-14-PX5	12/72
STR	RB	1/2 Fem. Solder x 1/2 F1960	521-13-PRPX3	24/144
STR	RB	1/2 Fem. Solder x 1/2 F1960, Large Bore	521LB-13-PRPX3	12/72
STR	RB	3/4 Fem. Solder x 5/8 F1960, Not for Potable	121-14-PRPX4	12/72
STR	RB	3/4 Fem. Solder x 3/4 F1960	521-14-PRPX5	12/72
STR	RB	1/2 Fem. Solder x 1/4 MIP	521-13-61	24/144

COPPER - SOLDER MALE



Pattern	Finish	Description	Part Number	Box/Mstr
STR	RB	1/2 Male Solder x 1/2 Male Solder	521-23-23	24/144
STR	RB	1/2 Male Solder x 1/2 Crimpex	521-23-PX3	24/144
ANG	RB	1/2 Male Solder x 1/2 Crimpex	621-23-PX3	24/144
STR	RB	3/4 Male Solder x 3/4 Male Solder	521-24-24	24/144
STR	RB	3/4 Male Solder x 3/4 Crimpex	521-24-PX5	24/144

COPPER - dahl PRESS*



Pattern	Finish	Description	Part Number	Box/Mstr
STR	RB	1/2 dahl Press* x 1/2 F1960	521-23L-PRPX3	24/144
STR	RB	1/2 dahl Press* x 1/2 Crimpex	521-23L-PX3	24/144

ANG = Angle, STR = Straight, PL = Plated RB = Rough Brass

mini-ball™ valves

In-line Stops

CPVC - FEMALE



Pattern	Finish	Description	Part Number	Box/Mstr
STR	RB	1/2 Fem. CPVC x 1/2 Fem. CPVC	521-46-46	24/144
STR	RB	1/2 Fem. CPVC x 1/2 Fem. CPVC, Large Bore	521LB-46-46	12/72
STR	RB	1/2 Fem. CPVC x 1/2 FIP	521-46-53	24/144

IRON - NPT FEMALE



Pattern	Finish	Description	Part Number	Box/Mstr
STR	PL	1/2 FIP x 1/2 Fem. Solder or 1/2 MIP	511-53-01	24/144
STR	RB	1/2 FIP x 1/2 Fem. Solder or 1/2 MIP	521-53-01	24/144
ANG	PL	1/2 FIP x 1/2 Fem. Solder or 1/2 MIP	611-53-01	24/144
STR	PL	1/2 FIP x 1/2 Fem. Solder	511-53-13	24/144
STR	PL	1/2 FIP x 1/2 FIP	511-53-53	24/144
STR	RB	1/2 FIP x 1/2 Fem. Solder	521-53-13	24/144
STR	RB	1/2 FIP x 1/2 FIP	521-53-53	24/144
ANG	PL	1/2 FIP x 1/2 FIP	611-53-53	24/144
STR	PL	3/4 FIP x 3/4 FIP	511-54-54	12/72
STR	RB	3/4 FIP x 3/4 FIP	521-54-54	12/72
STR	RB	3/4 FIP x 3/4 F1960	521-54-PRPX5	12/72

IRON - NPT MALE



Pattern	Finish	Description	Part Number	Box/Mstr
ANG	RB	3/8 MIP x 1/2 FIP	621-62-53	24/144
ANG	PL	1/2 Fem. Solder or 1/2 MIP x 5/8 OD Comp	611-01-33	24/144
ANG	RB	1/2 Fem. Solder or 1/2 MIP x 5/8 OD Comp	621-01-33	24/144
ANG	RB	1/2 Fem. Solder or 1/2 MIP x 1/2 FIP	621-01-53	24/144
ANG	RB	1/2 Fem. Solder or 1/2 MIP x 1/2 PEX-AL-PEX Comp	621-01-K3	24/144
STR	RB	3/4 MIP x 3/4 F1960	521-64-PRPX5	12/72

PEX - COMPRESSION



Pattern	Finish	Description	Part Number	Box/Mstr
STR	RB	1/2 (5/8 OD) Compex x 1/2 (5/8 OD) Compex	521-CPX3-CPX3	12/72
STR	RB	3/4 (7/8 OD) Compex x 3/4 (7/8 OD) Compex	521-CPX5-CPX5	6/36

PEX - CRIMP



Pattern	Finish	Description	Part Number	Box/Mstr
STR	RB	3/8 Crimpex x 3/8 Crimpex	521-PX2-PX2	24/144
STR	PL	1/2 Crimpex x 1/2 Fem. Solder or 1/2 MIP	511-PX3-01	24/144
STR	RB	1/2 Crimpex x 1/2 Fem. Solder or 1/2 MIP	521-PX3-01	24/144
STR	RB	1/2 Crimpex x 5/8 OD Comp	521-PX3-33	24/144
ANG	PL	1/2 Crimpex x 5/8 OD Comp	611-PX3-33	24/144
ANG	RB	1/2 Crimpex x 5/8 OD Comp	621-PX3-33	24/144
STR	PL	1/2 Crimpex x 3/8 Crimpex	511-PX3-PX2	24/144
STR	RB	1/2 Crimpex x 3/8 Crimpex	521-PX3-PX2	24/144
STR	PL	1/2 Crimpex x 1/2 Crimpex	511-PX3-PX3	24/144
STR	RB	1/2 Crimpex x 1/2 Crimpex	521-PX3-PX3	24/144
ANG	PL	1/2 Crimpex x 1/2 Crimpex	611-PX3-PX3	24/144
ANG	RB	1/2 Crimpex x 1/2 Crimpex	621-PX3-PX3	24/144
STR	PL	3/4 Crimpex x 3/4 Crimpex	511-PX5-PX5	24/144
STR	RB	3/4 Crimpex x 3/4 Crimpex	521-PX5-PX5	24/144

ANG = Angle, STR = Straight, PL = Plated, RB = Rough Brass

See website for all standard products and specialty items. Call for project pricing.

mini-ball™ valves

In-line Stops

PEX - F1960



Pattern	Finish	Description	Part Number	Box/Mstr
STR	RB	1/2 F1960 x 1/2 F1960	521-PRPX3-PRPX3	24/144
STR	RB	1/2 F1960 x 1/2 F1960, Large Bore	521LB-PRPX3-PRPX3	12/72
STR	RB	3/4 F1960 x 3/4 F1960	521-PRPX5-PRPX5	12/72

PEX - F2080



Pattern	Finish	Description	Part Number	Box/Mstr
STR	RB	1/2 F2080 x 1/2 F2080	521-EV3-EV3	24/144
STR	RB	3/4 F2080 x 3/4 F2080	521-EV5-EV5	12/72
STR	RB	1/2 F2080 x 1/2 Fem. Solder	521-EV3-13	24/144

PEX-AL-PEX - COMPRESSION



Pattern	Finish	Description	Part Number	Box/Mstr
STR	RB	1/2 PEX-AL-PEX Comp x 1/2 PEX-AL-PEX Comp	521-K3-K3	18/108
STR	RB	5/8 PEX-AL-PEX Comp x 5/8 PEX-AL-PEX Comp, Not for Potable	121-K4-K4	12/72

QUICK-GRIP™ (COPPER, PEX, CPVC)



Pattern	Finish	Description	Part Number	Box/Mstr
STR	RB	1/2 QUICK-GRIP™ x 3/8 Crimpex	521-QG3-PX2	12/72
STR	RB	1/2 QUICK-GRIP™ x 1/2 Crimpex	521-QG3-PX3	12/72
ANG	RB	1/2 QUICK-GRIP™ x 1/2 QUICK-GRIP™	621-QG3-QG3	12/72
STR	RB	1/2 QUICK-GRIP™ x 1/2 QUICK-GRIP™	521LB-QG3-QG3	12/72

Balancing

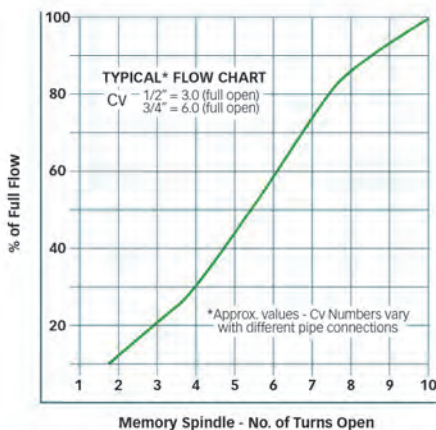
mini-ball™ valves

The Perfect Balancing Act for All Types of Radiant Floor Systems!

- U.S. Patent #5735307
- Preferred by quality OEMs
- Compact design
- Separate shut-off & balancing
- Remove safety cap and set memory spindle according to chart
- Simple to balance by loop length
- Memory Spindle adjust average 10% of full flow per turn
- Available for Copper, Iron, PEX, PEX-AL-PEX, and CPVC
- Working Pressure: MAX 250 PSI to 250F depending on pipe materials



#121BAL-13-PX3 1/2 Fem. Solder x 1/2 Crimpex



For balancing of manifolds, open the memory spindle fully for the longest loop and balance the other loops by setting their memory spindles according to their loop lengths relative to the longest loop.

EXAMPLE: four loop manifold

Longest loop	250'	set memory spindle 250/250 x 10 = 10 turns open
Loop #2 =	200'	set memory spindle 200/250 x 10 = 8 turns open
Loop #3 =	125'	set memory spindle 125/250 x 10 = 5 turns open
Loop #4 =	100'	set memory spindle 100/250 x 10 = 4 turns open

COPPER - SOLDER FEMALE



Pattern	Finish	Description	Part Number	Box/Mstr
STR	RB	1/2 Fem. Solder x 1/2 Fem. Solder	121BAL-13-13	12/72
STR	RB	1/2 Fem. Solder x 1/2 (5/8 OD) Compex	121BAL-13-CPX3	6/36
STR	RB	1/2 Fem. Solder x 1/2 F2080	121BAL-13-EV3	12/72
STR	RB	1/2 Fem. Solder x 1/2 F1960	121BAL-13-PRPX3	12/72
STR	RB	1/2 Fem. Solder x 1/2 Crimpex	121BAL-13-PX3	12/72
STR	RB	3/4 Fem. Solder x 3/4 Fem. Solder	121BAL-14-14	6/36
STR	RB	3/4 Fem. Solder x 5/8 (3/4 OD) Compex	121BAL-14-CPX4	6/36
STR	RB	3/4 Fem. Solder x 3/4 (7/8 OD) Compex	121BAL-14-CPX5	6/36
STR	RB	3/4 Fem. Solder x 5/8 PEX-AL-PEX Comp	121BAL-14-K4	6/36
STR	RB	3/4 Fem. Solder x 3/4 Crimpex	121BAL-14-PX5	6/36

IRON - NPT MALE



Pattern	Finish	Description	Part Number	Box/Mstr
STR	RB	1/2 Fem. Solder or 1/2 MIP x 1/2 (5/8 OD) Compex	121BAL-01-CPX3	6/36
STR	RB	1/2 Fem. Solder or 1/2 MIP x 1/2 PEX-AL-PEX Comp	121BAL-01-K3	12/72
STR	RB	1/2 Fem. Solder or 1/2 MIP x 1/2 Crimpex	121BAL-01-PX3	6/36

ANG = Angle, STR = Straight, PL = Plated, RB = Rough Brass

See website for all standard products and specialty items. Call for project pricing.

Balancing

mini-ball™ valves

IRON - NPT FEMALE



Pattern	Finish	Description	Part Number	Box/Mstr
STR	RB	3/4 FIP X 3/4 FIP	121BAL-54-54	6/36

PEX - CRIMP



Pattern	Finish	Description	Part Number	Box/Mstr
STR	RB	1/2 Crimpex x 1/2 Crimpex	121BAL-PX3-PX3	12/72

mini-ball™ valves

Petcocks & Gauge Cocks - Not for Potable



Petcock with pressure gauge (sold by others) attached.

- Straight or angle
- Tamper-resistant operation available
- Solder inlet available for manifolds

IRON - NPT FEMALE



Pattern	Finish	Description	Part Number	Box/Mstr
STR	PL	1/8 FIP x 1/8 MIP	111-50-60	24/144
STR	RB	1/8 FIP x 1/8 FIP	121-50-50	24/144
STR	RB	1/8 FIP x 1/8 MIP	121-50-60	24/144
STR	PL	1/4 FIP x 1/4 FIP	111-51-51	24/144
STR	PL	1/4 FIP x 1/4 MIP	111-51-61	24/144
STR	RB	1/4 FIP x 1/4 FIP	121-51-51	24/144
STR	RB	1/4 FIP x 1/4 MIP	121-51-61	24/144
STR	RB	3/8 FIP x 3/8 FIP	121-52-52	24/144
ANG	PL	3/8 FIP x 3/8 FIP	211-52-52	24/144
ANG	RB	3/8 FIP x 1/8 FIP	221-52-50	24/144

IRON - NPT MALE



Pattern	Finish	Description	Part Number	Box/Mstr
STR	RB	1/4 MIP x 1/8 FIP	121-61-50	24/144
STR	RB	1/4 MIP x 1/4 MIP	121-61-61	24/144
STR	RB	3/8 MIP x 3/8 MIP	121-62-62	24/144
ANG	PL	1/4 MIP x 1/4 MIP	211-61-61	24/144

Petcocks & Gauge Cocks - Lead - Free

IRON - NPT FEMALE



Pattern	Finish	Description	Part Number	Box/Mstr
STR	PL	1/8 FIP x 1/8 MIP	511-50-60	24/144
STR	RB	1/8 FIP x 1/8 FIP	521-50-50	24/144
STR	RB	1/8 FIP x 1/8 MIP	521-50-60	24/144
STR	PL	1/4 FIP x 1/4 FIP	511-51-51	24/144
STR	PL	1/4 FIP x 1/4 MIP	511-51-61	24/144
STR	RB	1/4 FIP x 1/4 FIP	521-51-51	24/144
STR	RB	1/4 FIP x 1/4 MIP	521-51-61	24/144
STR	RB	3/8 FIP x 3/8 FIP	521-52-52	24/144
STR	RB	3/8 FIP x 3/8 MIP	521-52-62	24/144
ANG	PL	3/8 FIP x 3/8 FIP	611-52-52	24/144
ANG	RB	3/8 FIP x 1/8 FIP	621-52-50	24/144

IRON - NPT MALE



Pattern	Finish	Description	Part Number	Box/Mstr
STR	RB	1/4 MIP x 1/8 FIP	521-61-50	24/144
STR	RB	1/4 MIP x 1/4 MIP	521-61-61	24/144
STR	RB	3/8 MIP x 3/8 MIP	521-62-62	24/144
ANG	PL	1/4 MIP x 1/4 MIP	611-61-61	24/144

ANG = Angle, STR = Straight, PL = Plated, RB = Rough Brass

See website for all standard products and specialty items. Call for project pricing.

Fittings

- A huge variety of **Adapters, Elbows or Tees**
- Thousands of custom possibilities. Call Dahl Customer Service for details
- Models available for heating, cooling and end-of-line plumbing applications



#520-PX3-31



#610-PX3-31



#620-PX3-04F



#E41-31-31-PL

Adapters

COPPER - SOLDER FEMALE



Pattern	Finish	Description	Part Number	Box/Mstr
STR	RB	1/2 Fem. Solder x 1/2 (5/8 OD) Compex	520-13-CPX3	12/72

PEX - CRIMP



Pattern	Finish	Description	Part Number	Box/Mstr
STR	RB	1/2 Crimpex x 1/4 OD Comp	520-PX3-30	24/144
STR	PL	1/2 Crimpex x 3/8 OD Comp	510-PX3-31	24/144
STR	RB	1/2 Crimpex x 3/8 OD Comp	520-PX3-31	24/144
STR	RB	1/2 Crimpex x 3/8 OD Comp, Pkg of 2	520-PX3-31-PK2	12/72
STR	RB	1/2 Crimpex x 5/8 OD Comp	520-PX3-33	24/144

PEX - F1960



Pattern	Finish	Description	Part Number	Box/Mstr
STR	RB	1/2 F1960 x 1/4 OD Comp	520-PRPX3-30	24/144
STR	RB	1/2 F1960 x 3/8 OD Comp	520-PRPX3-31	24/144
STR	RB	1/2 F1960 x 1/2 F1960	520-PRPX3-PRPX3	24/144
STR	RB	1/2 F1960 x 1/2 Crimpex	520-PRPX3-PX3	24/144

PEX-AL-PEX - COMPRESSION



Pattern	Finish	Description	Part Number	Box/Mstr
STR	RB	1/2 PEX-AL-PEX Comp x 1/2 Fem. Solder or 1/2 MIP	520-K3-01	24/144
STR	RB	1/2 PEX-AL-PEX Comp x 1/2 FIP	520-K3-53	24/144
STR	RB	1/2 PEX-AL-PEX Comp x 1/2 F1960	520-K3-PRPX3	24/144
STR	RB	1/2 PEX-AL-PEX Comp x 1/2 Crimpex	520-K3-PX3	24/144

RETROFIT - FEMALE/REVERSE COMPRESSION



Pattern	Finish	Description	Part Number	Box/Mstr
STR	PL	3/8 OD Fem. Comp x 1/4 OD Comp	510-41-30	24/144

ANG = Angle, STR = Straight, PL = Plated, RB = Rough Brass

Fittings

Elbows

IRON - NPT MALE



Pattern	Finish	Description	Part Number	Box/Mstr
ANG	PL	1/2 Fem. Solder or 1/2 MIP x 3/8 OD Comp	610-01-31	24/144
ANG	RB	1/2 Fem. Solder or 1/2 MIP x 1/2 PEX-AL-PEX Comp	620-01-K3	24/144

PEX - CRIMP



Pattern	Finish	Description	Part Number	Box/Mstr
ANG	PL	1/2 Crimpex x 3/8 OD Comp	610-PX3-31	24/144
ANG	RB	1/2 Crimpex x 3/8 OD Comp	620-PX3-31	24/144
ANG	RB	1/2 Crimpex x 5/8 OD Comp	620-PX3-33	24/144

PEX - F1960



Pattern	Finish	Description	Part Number	Box/Mstr
ANG	RB	1/2 F1960 x 1/2 Fem. Solder or 1/2 MIP	620-PRPX3-01	24/144
ANG	RB	1/2 F1960 x 1/2 Fem. Solder	620-PRPX3-13	24/144
ANG	RB	1/2 F1960 x 1/2 Male Solder	620-PRPX3-23	24/144
ANG	RB	1/2 F1960 x 3/8 OD Comp	620-PRPX3-31	24/144

For Dishwashers

COPPER - COMPRESSION



Pattern	Finish	Description	Part Number	Box/Mstr
ANG	RB	3/8 OD Comp x Fem. Hose	620-31-04F	24/144
ANG	RB	1/2 OD Comp x Fem. Hose	620-32-04F	24/144

IRON - NPT MALE



Pattern	Finish	Description	Part Number	Box/Mstr
ANG	RB	3/8 MIP x Male Hose	620-62-04	24/144

PEX - CRIMP



Pattern	Finish	Description	Part Number	Box/Mstr
ANG	RB	1/2 Crimpex x Fem. Hose	620-PX3-04F	24/144

PEX - F1960



Pattern	Finish	Description	Part Number	Box/Mstr
ANG	RB	1/2 F1960 x Fem. Hose	620-PRPX3-04F	24/144

ANG = Angle, STR = Straight, PL = Plated, RB = Rough Brass

See website for all standard products and specialty items. Call for project pricing.

Fittings

Elbows

For Dishwashers

QUICK-GRIP™ (COPPER, PEX, CPVC)



Pattern	Finish	Description	Part Number	Box/Mstr
ANG	RB	1/2 QUICK-GRIP™ x Fem. Hose	620-QG3-04F	24/144

For Icemakers

COPPER - COMPRESSION



Pattern	Finish	Description	Part Number	Box/Mstr
ANG	RB	1/4 OD Comp x Fem. Hose	620-30-04F	24/144

Tees

COPPER - COMPRESSION



Pattern	Finish	Description	Part Number	Box/Mstr
TEE	RB	5/8 OD Comp x 5/8 OD Comp x 1/4 FIP	E33-33-51	24/144

IRON - NPT MALE



Pattern	Finish	Description	Part Number	Box/Mstr
TEE	PL	1/2 Fem. Solder or 1/2 MIP x 1/2 Fem. Solder or 1/2 MIP x 5/8 OD Comp	E01-01-33-PL	24/144

PEX - F1960



Pattern	Finish	Description	Part Number	Box/Mstr
TEE	RB	1/2 F1960 x 1/2 F1960 x 1/2 FIP	EPRPX3-PRPX3-53	24/144

RETROFIT - FEMALE/REVERSE COMPRESSION



Pattern	Finish	Description	Part Number	Box/Mstr
TEE	RB	3/8 OD Fem. Comp x 3/8 OD Comp x 1/4 OD Comp	E41-31-30	24/144
TEE	PL	3/8 OD Fem. Comp x 3/8 OD Comp x 1/4 OD Comp	E41-31-30-PL	24/144
TEE	PL	3/8 OD Fem. Comp x 3/8 OD Comp x 3/8 OD Comp	E41-31-31-PL	24/144
TEE	RB	3/8 OD Fem. Comp x 3/8 OD Comp x 3/8 OD Comp	E41-31-31	24/144

Water Hammer Arrester Valves

Water Hammer Arrester Products THE SIMPLE WAY TO SILENCE WATER HAMMER

DID YOU KNOW?

Water Hammer may result in:

- Noisy pipe banging and rattling
- Fitting failures
- Burst connectors
- Burst washing machine hoses, the primary cause of floods in homes
- Appliance solenoid failures, and these costly repairs are not covered by the appliance warranty


While water hammer is often associated with banging, rattling and thumping, water hammer doesn't always make these noises. Water hammer happens when the flow of water in a pipe is suddenly stopped by a quick closing valve.

Quick closing valves cause a pressure spike and reverberation inside the pipe until the spike dissipates. While metallic pipes are more likely to make an audible noise, water hammer also occurs in PEX and other plastic pipe systems. Usually, an air pocket in the system will absorb the pressure spike, but if no pocket of air is present, fixtures and appliances in the plumbing system may be damaged by the pressure spikes.

Air chambers or capped stand-pipes are typically incorporated into plumbing systems to provide the air pocket necessary to prevent water hammer. However, in these devices, there is nothing separating the air and water. This allows air to permeate into the water within weeks, resulting in waterlogged and completely ineffective water hammer protection.



Notice the difference in water level of the Static Water Pressure on the left, in comparison to After the Shut-off.



Constant solenoid on/off cycles during each load can cause:

- Pressure spikes resulting in water hammer: rattling, noisy pipes
- Extensive damage including solenoid failure, water line bursts, & other system failures

Quick closing valves are found in:


- Washing machines
- Dishwashers
- Icemakers
- Single lever faucets
- Touchless automatic faucets
- Toilets

ANG = Angle, STR = Straight, PL = Plated, RB = Rough Brass

See website for all standard products and specialty items. Call for project pricing.

Water Hammer Arrester Valves

Dahl 1/4 Turn Retrofit Supply Stop with Integral Water Hammer Arrester



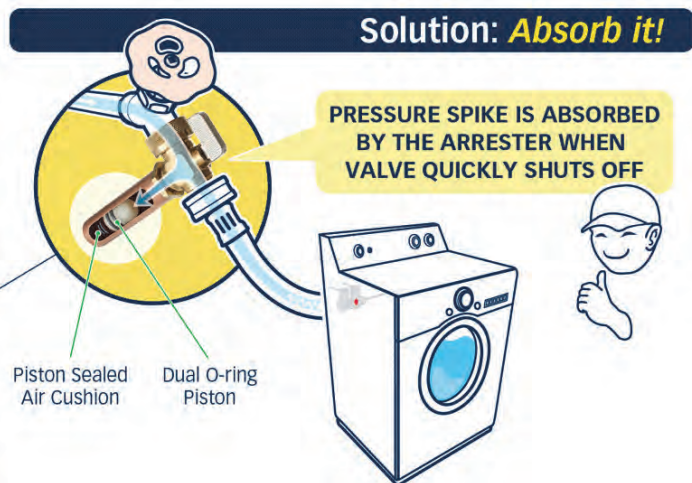
#511-41-31-14WHA

3/8 Fem. OD Comp x 3/8 OD Comp x Water Hammer Arrester

Water Hammer Arresters differ from air chambers in that they permanently separate air from the water. When a Dahl water hammer arrester product is used, the pressure spike pushes a double O-ring sealed piston against a pressurized cushion of air, absorbing the pressure spike and preventing water hammer.

Dahl Water Hammer Arresters are available in the "AA" Size which are recommended for point of use residential applications. For best results, they should be installed as close as possible to the end point device, less than 2m (6 ft.). The O-ring sealed piston allows for installation at any angle, without loss of the pressurized air. These arresters have been tested to 500,000 cycles without failure, and are guaranteed to control water hammer for the lifetime of the water system.

Dahl Water Hammer Arresters are certified by the American Society of Sanitary Engineering to the ANSI/ASSE 1010 standard, and are recommended by the Uniform Plumbing Code and International Plumbing Code. As new high efficiency appliances become more widespread, so is the prevalence of water hammer. Several local building codes are now mandating the use of engineered water hammer arresters.



#521-04-04F-14WHA
Male Hose x Female Swivel Hose
x Water Hammer Arrester

Dahl offers more water hammer arresters integrated with valves than any other manufacturer.

This benefits installers by allowing a compact, professional installation that takes less installation time.

Constant solenoid on/off cycles still occur during each load, but:

- Piston compresses air, cushioning water on quick shut-off
- Pipes are quiet, no water hammer
- No potential solenoid and water line failures

Dahl Water Hammer Arrester products include: *Supply stops, Dual Shut-off Valves, In-line Stops and Isolation, Outlet Box Valves, Supply Kits, Tee & Valve Kits and even Retrofit models that simply piggy-back in between existing valves/fittings and risers/hoses.*

ANG = Angle, STR = Straight, PL = Plated, RB = Rough Brass

Water Hammer Arrester Valves

Supply Stops

COPPER - COMPRESSION



Pattern	Finish	Description	Part Number	Box/Mstr
STR	PL	5/8 OD Comp x 1/2 NPSM x Water Hammer Arrester	511-33-05-14WHA	12/72
STR	PL	5/8 OD Comp x 3/8 OD Comp x Water Hammer Arrester	511-33-31-14WHA	12/72
ANG	PL	5/8 OD Comp x 3/8 OD Comp x Water Hammer Arrester	611-33-31-14WHA	12/72
ANG	PL	5/8 OD Comp x 1/2 or 7/16 OD Slip Joint x Water Hammer Arrester	611-33-L5-14WHA	12/72

COPPER - SOLDER FEMALE



Pattern	Finish	Description	Part Number	Box/Mstr
STR	PL	1/2 Fem. Solder x 3/8 OD Comp x Water Hammer Arrester	511-13-31-14WHA	12/72
ANG	PL	1/2 Fem. Solder x 3/8 OD Comp x Water Hammer Arrester	611-13-31-14WHA	12/72
STR	PL	1/2 Fem. Solder x 1/2 OD Comp x Water Hammer Arrester	511-13-32-14WHA	12/72
ANG	PL	1/2 Fem. Solder x 1/2 OD Comp x Water Hammer Arrester	611-13-32-14WHA	12/72

CPVC - FEMALE



Pattern	Finish	Description	Part Number	Box/Mstr
STR	PL	1/2 Fem. CPVC x 3/8 OD Comp x Water Hammer Arrester	511-46-31-14WHA	12/72
ANG	PL	1/2 Fem. CPVC x 3/8 OD Comp x Water Hammer Arrester	611-46-31-14WHA	12/72

CPVC - MALE



Pattern	Finish	Description	Part Number	Box/Mstr
STR	PL	1/2 Male CPVC x 3/8 OD Comp x Water Hammer Arrester	511-4466-31-14WHA	12/72

PEX - F1960



Pattern	Finish	Description	Part Number	Box/Mstr
STR	PL	1/2 F1960 x 3/8 OD Comp x Water Hammer Arrester	511-PRPX3-31-14WHA	12/72
ANG	PL	1/2 F1960 x 3/8 OD Comp x Water Hammer Arrester	611-PRPX3-31-14WHA	12/72
STR	PL	1/2 F1960 x 1/4 OD Comp x Water Hammer Arrester	511-PRPX3-30-14WHA	12/72
ANG	PL	1/2 F1960 x 1/4 OD Comp x Water Hammer Arrester	611-PRPX3-30-14WHA	12/72

IRON - NPT FEMALE



Pattern	Finish	Description	Part Number	Box/Mstr
STR	PL	3/8 FIP x 3/8 OD Comp x Water Hammer Arrester	511-52-31-14WHA	12/72
ANG	PL	3/8 FIP x 3/8 OD Comp x Water Hammer Arrester	611-52-31-14WHA	12/72
STR	PL	1/2 FIP x 3/8 OD Comp x Water Hammer Arrester	511-53-31-14WHA	12/72
ANG	PL	1/2 FIP x 3/8 OD Comp x Water Hammer Arrester	611-53-31-14WHA	12/72

PEX - COMPRESSION



Pattern	Finish	Description	Part Number	Box/Mstr
STR	PL	1/2 (5/8 OD) Compex x 3/8 OD Comp x Water Hammer Arrester	511-CPX3-31-14WHA	12/72
ANG	PL	1/2 (5/8 OD) Compex x 3/8 OD Comp x Water Hammer Arrester	611-CPX3-31-14WHA	12/72

ANG = Angle, STR = Straight, PL = Plated, RB = Rough Brass

See website for all standard products and specialty items. Call for project pricing.

Water Hammer Arrester Valves

Supply Stops

PEX - CRIMP



Pattern	Finish	Description	Part Number	Box/Mstr
STR	PL	1/2 Crimpex x 3/8 OD Comp x Water Hammer Arrester	511-PX3-31-14WHA	12/72
ANG	PL	1/2 Crimpex x 3/8 OD Comp x Water Hammer Arrester	611-PX3-31-14WHA	12/72
STR	PL	1/2 Crimpex x 1/4 OD Comp x Water Hammer Arrester	511-PX3-30-14WHA	12/72
ANG	PL	1/2 Crimpex x 1/4 OD Comp x Water Hammer Arrester	611-PX3-30-14WHA	12/72

PEX-AL-PEX - COMPRESSION



Pattern	Finish	Description	Part Number	Box/Mstr
STR	PL	1/2 PEX-AL-PEX Comp x 3/8 OD Comp x Water Hammer Arrester	511-K3-31-14WHA	12/72
ANG	PL	1/2 PEX-AL-PEX Comp x 3/8 OD Comp x Water Hammer Arrester	611-K3-31-14WHA	12/72

PEX - F2080



Pattern	Finish	Description	Part Number	Box/Mstr
STR	PL	1/2 F2080 x 3/8 OD Comp x Water Hammer Arrester	511-EV3-31-14WHA	12/72
ANG	PL	1/2 F2080 x 3/8 OD Comp x Water Hammer Arrester	611-EV3-31-14WHA	12/72

QUICK-GRIP™ (COPPER, PEX, CPVC)



Pattern	Finish	Description	Part Number	Box/Mstr
STR	PL	1/2 QUICK-GRIP™ x 1/4 OD Comp x Water Hammer Arrester	511-QG3-30-14WHA	8/48
ANG	PL	1/2 QUICK-GRIP™ x 1/4 OD Comp x Water Hammer Arrester	611-QG3-30-14WHA	8/48
STR	PL	1/2 QUICK-GRIP™ x 3/8 OD Comp x Water Hammer Arrester	511-QG3-31-14WHA	8/48
STR	PL	1/2 QUICK-GRIP™ x 1/2 OD Comp x Water Hammer Arrester	511-QG3-32-14WHA	8/48
ANG	PL	1/2 QUICK-GRIP™ x 3/8 OD Comp x Water Hammer Arrester	611-QG3-31-14WHA	8/48
ANG	PL	1/2 QUICK-GRIP™ x 1/2 OD Comp x Water Hammer Arrester	611-QG3-32-14WHA	8/48

Retrofit

RETROFIT - FEMALE/REVERSE COMPRESSION



Pattern	Finish	Description	Part Number	Box/Mstr
STR	PL	1/2 OD Fem. Comp x 1/2 OD Comp x Water Hammer Arrester	511-42-32-14WHA	12/72
STR	PL	3/8 OD Fem. Comp x 1/4 OD Comp x Water Hammer Arrester	511-41-30-14WHA	12/72
STR	PL	3/8 OD Fem. Comp x 3/8 OD Comp x Water Hammer Arrester	511-41-31-14WHA	12/72
ANG	PL	3/8 OD Fem. Comp x 3/8 OD Comp x Water Hammer Arrester	611-41-31-14WHA	12/72

ANG = Angle, STR = Straight, PL = Plated, RB = Rough Brass

Water Hammer Arrestor Valves

Dual Shut-Off Valves



COPPER - COMPRESSION



Dual Shut-Off Series	Pattern	Finish	Description	Part Number	Box/Mstr
5000	2 STR	PL	5/8 OD Comp x 3/8 OD Comp x 3/8 OD Comp	E33-5001-WHA	6/36
6000	1 ANG, 1 STR	PL	5/8 OD Comp x 3/8 OD Comp x 1/4 OD Comp	E33-6000-WHA	6/36
6000	1 ANG, 1 STR	PL	5/8 OD Comp x 3/8 OD Comp x 3/8 OD Comp	E33-6001-WHA	6/36

PEX - CRIMP



Dual Shut-Off Series	Pattern	Finish	Description	Part Number	Box/Mstr
4000	2 ANG	PL	1/2 Crimpex x 3/8 OD Comp x 3/8 OD Comp	EPX3-4001-WHA	6/36
5000	2 STR	PL	1/2 Crimpex x 3/8 OD Comp x 3/8 OD Comp	EPX3-5001-WHA	6/36
6000	1 ANG, 1 STR	PL	1/2 Crimpex x 3/8 OD Comp x 3/8 OD Comp	EPX3-6001-WHA	6/36

QUICK-GRIP™ (COPPER, PEX, CPVC)



Dual Shut-Off Series	Pattern	Finish	Description	Part Number	Box/Mstr
4000	2 ANG	PL	1/2 QUICK-GRIP™ x 3/8 OD Comp x 1/4 OD Comp	EQG3-4000-WHA	6/36
5000	2 STR	PL	1/2 QUICK-GRIP™ x 3/8 OD Comp x 1/4 OD Comp	EQG3-5000-WHA	6/36
4000	2 ANG	PL	1/2 QUICK-GRIP™ x 3/8 OD Comp x 3/8 OD Comp	EQG3-4001-WHA	6/36
6000	1 ANG, 1 STR	PL	1/2 QUICK-GRIP™ x 3/8 OD Comp x 1/4 OD Comp	EQG3-6000-WHA	6/36
5000	2 STR	PL	1/2 QUICK-GRIP™ x 3/8 OD Comp x 3/8 OD Comp	EQG3-5001-WHA	6/36
6000	1 ANG, 1 STR	PL	1/2 QUICK-GRIP™ x 3/8 OD Comp x 3/8 OD Comp	EQG3-6001-WHA	6/36

ANG = Angle, STR = Straight, PL = Plated, RB = Rough Brass

See website for all standard products and specialty items. Call for project pricing.

Water Hammer Arrester Valves

Hose and Boiler Drain

COPPER - COMPRESSION



Pattern	Finish	Description	Part Number	Box/Mstr
ANG	PL	5/8 OD Comp x Male Hose x Water Hammer Arrester	611-33-04-14WHA	12/72

HOSE



Pattern	Finish	Description	Part Number	Box/Mstr
STR	RB	Male Hose x Fem. Hose x Water Hammer Arrester, Pkg of 2, Not for Potable	121-04-04F-14WHA-PK2	6/36
STR	PL	Male Hose x Fem. Hose x Water Hammer Arrester	511-04-04F-14WHA	12/72
STR	RB	Male Hose x Fem. Hose x Water Hammer Arrester	521-04-04F-14WHA	12/72
ANG	PL	Fem. Hose x Male Hose x Water Hammer Arrester	611-04F-04-14WHA	12/72
ANG	RB	Fem. Hose x Male Hose x Water Hammer Arrester	621-04F-04-14WHA	12/72

IRON - NPT MALE



Pattern	Finish	Description	Part Number	Box/Mstr
ANG	PL	1/2 Fem. Solder or 1/2 MIP x Hose x Water Hammer Arrester	611-01-04-14WHA	12/72

In-line Stops and Isolation

COPPER - COMPRESSION



Pattern	Finish	Description	Part Number	Box/Mstr
ANG	PL	5/8 OD Comp x 1/2 Fem. Solder or 1/2 MIP x Water Hammer Arrester	611-33-01-14WHA	12/72

Water Hammer Arrester Fittings

Tees

COPPER - COMPRESSION



Pattern	Finish	Description	Part Number	Box/Mstr
TEE	RB	1/4 OD Comp x 1/4 OD Comp x Water Hammer Arrester	E30-30-14WHA	12/72
TEE	RB	3/8 OD Comp x 3/8 OD Comp x Water Hammer Arrester	E31-31-14WHA	12/72
TEE	PL	5/8 OD Comp x 5/8 OD Fem. Comp x Water Hammer Arrester	E33-43-14WHA-PL	12/72
TEE	RB	3/8 OD Fem. Comp x Water Hammer Arrester x 3/8 OD Comp	E41-14WHA-31	12/72
TEE	PL	3/8 OD Fem. Comp x 3/8 OD Comp x Water Hammer Arrester	E41-31-14WHA-PL	12/72

HOSE



Pattern	Finish	Description	Part Number	Box/Mstr
TEE	PL	Male Hose x Water Hammer Arrester x Fem. Swivel Hose Long	E04-14WHA-04FL-PL	12/72
TEE	RB	Fem. Swivel Hose x Male Hose x Water Hammer Arrester	E04F-04-14WHA	12/72
TEE	PL	Fem. Swivel Hose Long x Male Hose x Water Hammer Arrester	E04FL-04-14WHA-PL	12/72

PEX - CRIMP



Pattern	Finish	Description	Part Number	Box/Mstr
TEE	RB	1/2 Crimpex x 1/2 Crimpex x Water Hammer Arrester	EPX3-PX3-14WHA	12/72
TEE	RB	1/2 Crimpex x Water Hammer Arrester x Fem. Swivel Hose	EPX3-14WHA-04F	12/72

ANG = Angle, STR = Straight, PL = Plated, RB = Rough Brass

See website for all standard products and specialty items. Call for project pricing.

Globe Style Valves and Fittings

Plumbing



Heating



Balancing Valves



Fittings



Optional Features for Globe Style Valves

LOCKSHIELD

Series	Modify Part Number	Part Number Example
2300	Add to part # - 9901	E2311-44- <u>9901</u>
11020	Add to part # - 2	11022-6105 <u>2</u>
11040	Add to part # - 4	11041-6113 <u>4</u>
12000	Add to part # - 4	12003-4000 <u>4</u>
21616 less Cap & Chain	Add to part # - 2	E21616- <u>42</u>
21616 with Cap & Chain	Replace "0000" in part # with 9901	E21616- <u>49901</u>

MEMORY

13000 Series	Add to part # - 6	13013-6113 <u>6</u>
--------------	-------------------	---------------------

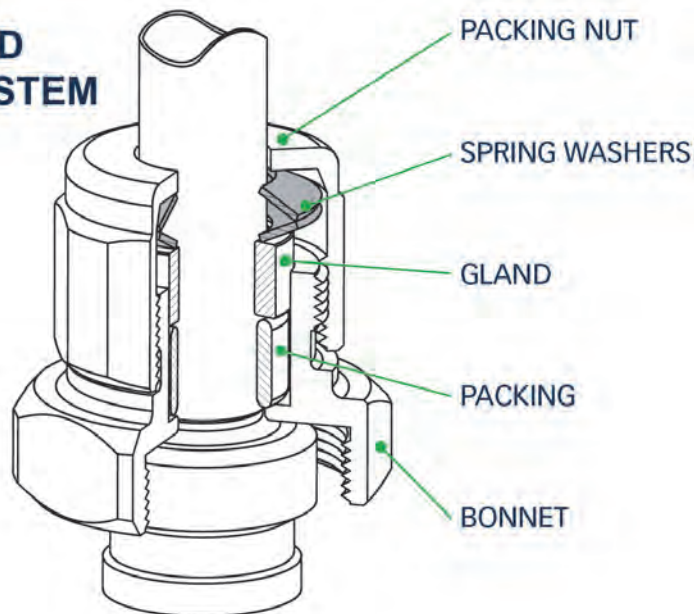
ANG = Angle, STR = Straight, PL = Plated, RB = Rough Brass

See website for all standard products and specialty items. Call for project pricing.

Globe Stops for Potable Water

dahl's UNIQUE SPRING-LOADED SELF-ADJUSTING PACKING SYSTEM

- No need to disassemble before soldering – leave in open position
- DO NOT adjust packing nut
- Available with Lockshield



GLOBE VALVE PACKING SYSTEM
CUTAWAY VIEW

Compression Stops



Pattern	Finish	Description	Part Number	Box/Mstr
STR	RB	E2311 1/2 C x 1/2 C	E2311-44	12/72
STR	RB	E2312 1/2 C x 1/2 C, w/waste	E2312-44	12/72
ANG	RB	E2313 1/2 C x 1/2 C	E2313-44	12/72
STR	RB	E2311 3/4 C x 3/4 C	E2311-66	6/36
STR	RB	E2312 3/4 C x 3/4 C, w/waste	E2312-66	6/36
ANG	RB	E2313 3/4 C x 3/4 C	E2313-66	6/36

Water Meter Valves



Pattern	Finish	Description	Part Number	Box/Mstr
ANG	RB	E2307 3/4 C x 1/2 FIP	E2307-6142	6/36
ANG	RB	E2307 3/4 C X 3/4 FIP	E2307-6162	6/36

ANG = Angle, STR = Straight, PL = Plated, RB = Rough Brass

Globe Stops

Partition Stops

ELIMINATES THE NEED FOR ACCESS BOXES




#2310-442008



#9921 Partition Plate



#2330-442008



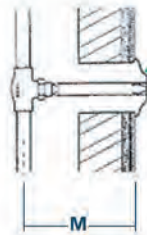
No need to flush cut the tube, the extra deep stainless steel partition plate covers the protruding portion. No tube removal and no marking of the finished wall when cutting tube!

See **Repair Parts and Accessories** for Keys and Plates.

MINIMUM ROUGHING-IN DIMENSIONS

VALVE SIZE	MIN "M"
1/2"	2-7/8"
3/4"	3-1/8"

Same for angle & straight patterns



#9921 Partition Plate Sold Separately

Allow minimum 3" between hot and cold as partition plate has a diameter of 2-1/2"



Pattern	Finish	Description	Part Number	Box/Mstr
STR	RB	E2310-K 1/2 C x 1/2 C Less Plate	E2310-442008	12/72
STR	RB	E2310-K 3/4 C x 3/4 C Less Plate	E2310-662008	6/36
ANG	RB	E2330-K 1/2 C x 1/2 C Less Plate	E2330-442008	12/72
ANG	RB	E2330-K 3/4 C x 3/4 C Less Plate	E2330-662008	6/36
	PL	Partition Plate - Deep (Diameter = 2.5")	9921	24/144
	RB	6" Partition Stop Key (Standard)	9951	25/150
	RB	9" Partition Stop Key	109130	
	RB	12" Partition Stop Key	109140	

Piggy-Back™ Drain Valves



Pattern	Finish	Description	Part Number	Box/Mstr
STR	RB	E21616 1/2 C x 1/2 C x Hose L/Cap & Chain	E21616-4	12/72
STR	RB	E21616 3/4 C x 3/4 C x Hose L/Cap & Chain	E21616-6	10/60
STR	RB	E21616 1/2 C x 1/2 C x Hose W/Cap & Chain	E21616-40000	6/36
STR	RB	E21616 3/4 C x 3/4 C x Hose W/Cap & Chain	E21616-60000	6/36

Sediment Faucets



Pattern	Finish	Description	Part Number	Box/Mstr
ANG	RB	E2316 1/2 Dual (C or M) Inlet	E2316-40	12/72
ANG	RB	E2316 3/4M Inlet	E2316-61	12/72
ANG	RB	E2316 3/4 C Inlet *	E2316-65	12/72

ANG = Angle, STR = Straight, PL = Plated, RB = Rough Brass

See website for all standard products and specialty items. Call for project pricing.

Ball Valves - Heavy Pattern

Hose and Drain Valves

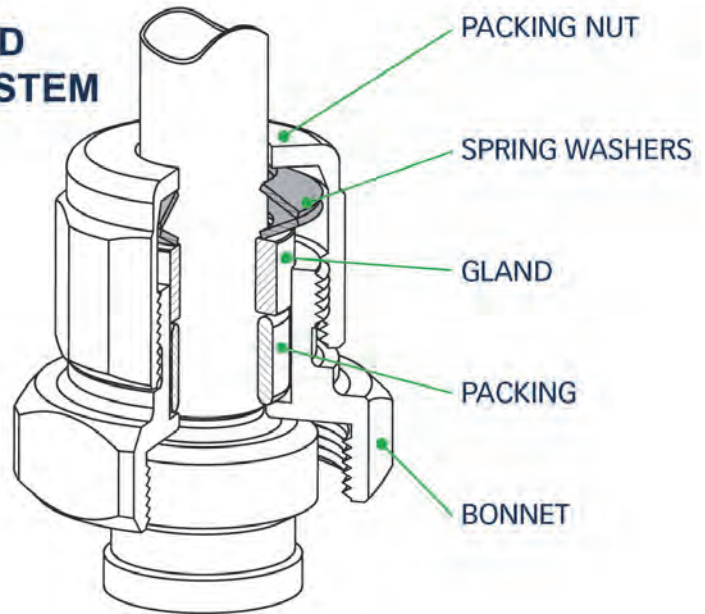


Pattern	Finish	Description	Part Number	Box/Mstr
STR	RB	50430 3/4 F x Hose with Cap & Chain	50430-0	6/36
STR	RB	50430 1/2 F x Hose with Cap & Chain	50430-1	6/36
STR	RB	50430 3/4 C x Hose with Cap & Chain	50430-5	6/36

Globe Style Radiator Valves

dahl's UNIQUE SPRING-LOADED SELF-ADJUSTING PACKING SYSTEM

- No need to disassemble before soldering
– leave in open position
- DO NOT adjust packing nut
- Available with Lockshield



GLOBE VALVE PACKING SYSTEM
CUTAWAY VIEW

Heavy Pattern

- For Low Pressure Stream, Forced Water Heating and Cooling Systems.
- 250 PSI / 250°F
- 150WSP
- HI-Temp disc standard on all models

11040 SERIES F X UNION



Pattern	Finish	Description	Part Number	Box/Mstr
ANG	RB	11041 1/2 F x 1/2 C Union	11041-4101	6/36
ANG	RB	11041 1/2 F x 1/2 Dual Union	11041-4112	6/36
STR	RB	11042 1/2 F x 1/2 C Union	11042-4101	6/36
STR	RB	11042 1/2 F x 1/2 Dual Union	11042-4112	6/36
STR	RB	11042 3/4 F x 1/2 Dual Union	11042-6121	6/36
ANG	RB	11041 3/4 F x 3/4 C Union	11041-6105	6/36
ANG	RB	11041 3/4 F x 3/4 F Union	11041-6107	4/24
ANG	RB	11041 3/4 F x 3/4M Union	11041-6113	5/30
STR	RB	11042 3/4 F x 3/4 C Union	11042-6105	6/36
STR	RB	11042 3/4 F x 3/4M Union	11042-6113	4/24
ANG	RB	11041 1 F x 1C Union	11041-8108	4/24
ANG	RB	11041 1 F x 1 M Union	11041-8114	3/18
STR	RB	11042 1 F x 1C Union	11042-8108	4/24
STR	RB	11042 1 F x 1 M Union	11042-8114	3/18
ANG	RB	11041 1-1/4 F x 1-1/4 M Union	11041-9115	2/12
ANG	RB	11041 1-1/4 F x 1-1/4 C Union	11041-9116	2/12
STR	RB	11042 1-1/4 F x 1-1/4 M Union	11042-9115	2/12
STR	RB	11042 1-1/4 F x 1-1/4 C Union	11042-9116	2/12

ANG = Angle, STR = Straight, PL = Plated, RB = Rough Brass

See website for all standard products and specialty items. Call for project pricing.

Ph: 1-800-268-5355 CDA Ph: 1-800-268-2363 US Fax: 1-800-226-1801 CDA & US sales@dahlvalve.com www.dahlvalve.com

Globe Style Radiator Valves

Heavy Pattern

11046 SERIES C X UNION

Pattern	Finish	Description	Part Number	Box/Mstr
STR	RB	11046- 1/2 C x 1/2 Dual Union *	11046-4112	6/36
STR	RB	11046- 3/4 C x 3/4 C Union	11046-6105	4/24
STR	RB	11046- 3/4 C x 3/4M Union	11046-6113	4/24
STR	RB	11046 3/4C X 1/2 Dual Union	11046-6121	4/24

12000 SERIES F X F LESS UNION



Pattern	Finish	Description	Part Number	Box/Mstr
ANG	RB	12003 1/2 F x 1/2 F	12003-4000	6/36
ANG	RB	12003 3/4 F x 3/4 F	12003-6000	6/36
ANG	RB	12003 1 F x 1 F	12003-8000	4/24
ANG	RB	12003 1-1/4 F x 1-1/4 F	12003-9000	2/12
STR	RB	12001 3/4 F x 3/4 F	12001-6000	4/24

Regular Pattern

- For Forced Water Heating and Cooling Systems
- 200 PSI / 180°F

11001 SERIES F X F LESS UNION



Pattern	Finish	Description	Part Number	Box/Mstr
STR	RB	11001 3/4 F x 3/4 F	11001-6000	6/36

11006 SERIES C X UNION



Pattern	Finish	Description	Part Number	Box/Mstr
ANG	RB	11006 1/2 C x 1/2 C Union *	11006-4101	12/72
ANG	RB	11006 1/2 C x 1/2 Dual Union *	11006-4112	12/72
ANG	RB	11006 3/4 C x 3/4 C Union	11006-6105	6/36
ANG	RB	11006 3/4 C x 3/4M Union	11006-6113	6/36

11011 SERIES C X C LESS UNION



Pattern	Finish	Description	Part Number	Box/Mstr
STR	RB	11011 1/2 C x 1/2 C	11011-4000	12/72
STR	RB	11011 3/4 C x 3/4 C	11011-6000	6/36

Globe Style Radiator Valves

Regular Pattern

11020 SERIES C X UNION



Pattern	Finish	Description	Part Number	Box/Mstr
STR	RB	11026 1/2 C x 1/2 C Union	11026-4101	12/72
STR	RB	11026 1/2 C x 1/2 Dual Union	11026-4112	12/72
STR	RB	11026 3/4 C x 3/4 C Union	11026-6105	6/36
STR	RB	11026 3/4 C x 3/4M Union	11026-6113	6/36

11020 SERIES F X UNION



Pattern	Finish	Description	Part Number	Box/Mstr
ANG	RB	11021 1/2 F x 1/2 Dual Union	11021-4112	12/72
STR	RB	11022 1/2 F x 1/2 Dual Union	11022-4112	12/72
ANG	RB	11021- 1/2 F x 1/2 C Union	11021-4101	12/72
STR	RB	11022 1/2 F x 1/2 C Union	11022-4101	12/72
ANG	RB	11021 1/2F X 3/4C Union *	11021-4104	10/60
ANG	RB	11021- 1/2 F x 1/2 Dual Union, Black Handle	11021-41129	12/72
STR	RB	11022 1/2 F x 1/2 Dual Union, Black Handle	11022-41129	12/72
ANG	RB	11021 3/4 F x 3/4M Union	11021-6113	6/36
STR	RB	11022 3/4 F x 3/4M Union	11022-6113	6/36
ANG	RB	11021 3/4 F x 3/4 C Union	11021-6105	6/36
STR	RB	11022 3/4 F x 3/4 C Union	11022-6105	6/36
ANG	RB	11021 3/4 F x 1/2 Dual Union	11021-6121	6/36

ANG = Angle, STR = Straight, PL = Plated, RB = Rough Brass

See website for all standard products and specialty items. Call for project pricing.

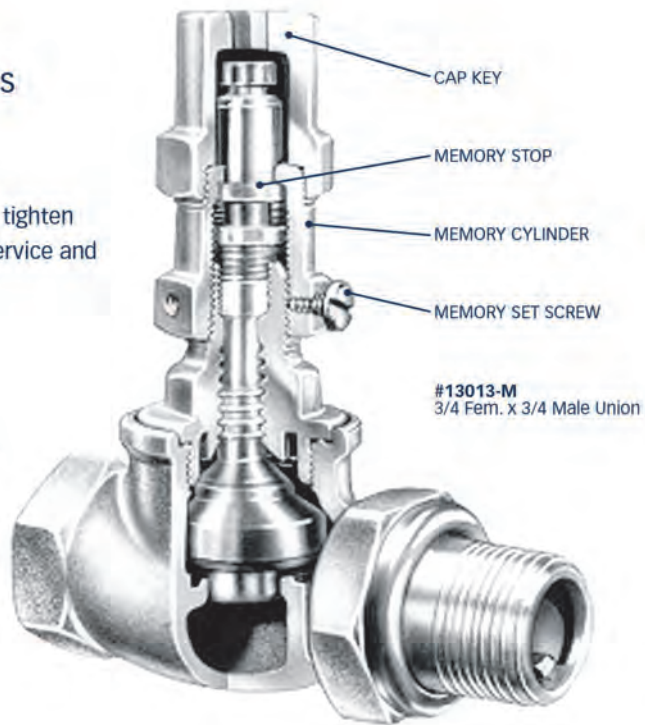
Globe Style Radiator Valves

Memory Feature

Globe Style Radiator Balancing Valves

Simply set memory cylinder to desired flow and tighten set screw. Valve may be closed at anytime for service and will re-open to previous setting of flow.

- Optional on all #13000 Series Balancing Valves
- No special tools required
- Cap is the operating key which also provides protection against tampering
- Valves give positive shut off when required for servicing of the system



13001 SERIES F X F



Pattern	Finish	Description	Part Number	Box/Mstr
STR	RB	13001 3/4 F x 3/4 F	13001-6000	6/36
ANG	RB	13012 1/2 F x 1/2 Dual Union *	13012-4112	6/36
ANG	RB	13012 3/4 F x 3/4M Union	13012-6113	5/30

13013 F X UNION



Pattern	Finish	Description	Part Number	Box/Mstr
STR	RB	13013 1/2 F x 1/2 C Union	13013-4101	6/36
STR	RB	13013 1/2 F x 1/2 Dual Union	13013-4112	6/36
STR	RB	13013 3/4F X 3/4C Union	13013-6105	5/30
STR	RB	13013 3/4 F x 3/4M Union	13013-6113	5/30
STR	RB	13013 1F x 1C Union	13013-8108	2/12
STR	RB	13013 1F x 1M Union	13013-8114	3/18
STR	RB	13013 1-1/4F x 1-1/4M Union	13013-9115	1/6
STR	RB	13013 1-1/4F x 1-1/4C Union	13013-9116	2/12

13026 SERIES C X UNION

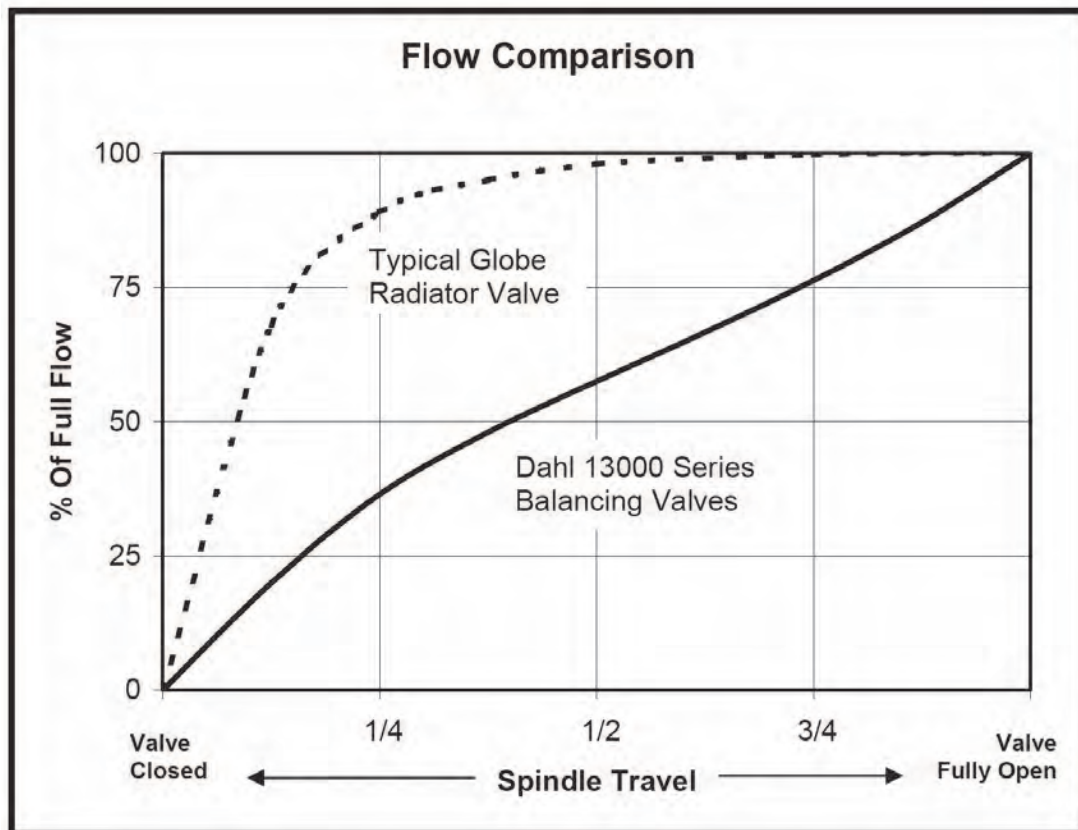
Pattern	Finish	Description	Part Number	Box/Mstr
STR	RB	13026 1/2 C x 1/2 C Union *	13026-4101	5/30
STR	RB	13026 3/4 C x 3/4 C Union	13026-6105	5/30
STR	RB	13026 3/4 C x 3/4M Union	13026-6113	5/30
STR	RB	13026 1C x 1C Union	13026-8108	3/18

ANG = Angle, STR = Straight, PL=Plated, RB = Rough Brass

Balancing

**Dahl Brass Balancing Valves with Positive Shut Off
Heavy Pattern - Straight
For Steam, Forced Heating or Cooling Systems
13013 – Straight Pattern**

No. of Turns of Spindle from Closed Position	Cv = Flow in USGPM with 1 psi Pressure Difference Across Valve			
	1/2"	3/4"	1"	1-1/4"
1/2	1.1	2.0	2.1	4.7
1	1.6	2.6	2.8	5.5
2	2.0	3.8	3.2	7.0
3	-	-	4.3	9.5
4	-	-	7.6	13.0
Full Opened	2.9	5.3	12.0	18.0



dahl Valve Limited

2600 S. SHERIDAN WAY, MISSISSAUGA, ONTARIO, CANADA L5J 2M4
 905-822-2330 CAN 800-268-5355 U.S. 800-268-2363
 FAX (905) 855-1450, USA AND CANADA 800-226-1801
www.sales@dahlvalve.com www.dahlvalve.com

We reserve the right to alter prices and/or technical details without notice

ANG = Angle, STR = Straight, PL = Plated, RB = Rough Brass

See website for all standard products and specialty items. Call for project pricing.

Ph: 1-800-268-5355 CDA Ph: 1-800-268-2363 US Fax: 1-800-226-1801 CDA & US sales@dahlvalve.com www.dahlvalve.com

Fittings for Hydronics

Adapters

COPPER - SOLDER FEMALE



Pattern	Finish	Description	Part Number	Box/Mstr
STR	RB	1/2 Female Solder x 1/2 OD F FL, SAE 45° Flare	120-13-02	24/144
STR	RB	1/2 Female SolderC x 5/8 OD F FL, SAE 45° Flare	120-13-03	24/144
STR	RB	3/4 Female Solder x #12 JIC Male Flare	120-14-J12	44/220

Elbows - Union



Pattern	Finish	Description	Part Number	Box/Mstr
ANG	RB	1/2 FIP x 1/2 Dual Union	18000-4112	12/72
ANG	RB	3/4 FIP X 3/4 C Union	18000-6105	12/72
ANG	RB	3/4 FIP x 3/4M Union	18000-6113	12/72

Reducing Couplings



Pattern	Finish	Description	Part Number	Box/Mstr
STR	RB	1/2 MIP X 1-1/4 C Concentric	15053-0000	12/72
STR	RB	1/2 FIP X 1-1/4 C Concentric	15054-4000	12/72
STR	RB	1/2 FIP X 1-1/4 C Concentric with Air Vent	15054-4100	12/72

Tees

COPPER - SOLDER FEMALE



Pattern	Finish	Description	Part Number	Box/Mstr
TEE	RB	3/8 Female Solder x 3/8 Nom (1/2 OD) Flare x 1/2 FIP, SAE 45° Flare	12-82-53	24/144
TEE	RB	1/2 Female Solder x 1/2 OD (3/8 Nom) Flare x 1/2 FIP, SAE 45° Flare	13-82-53	24/144
TEE	RB	3/4 Female Solder x 1/2 OD (3/8 Nom) Flare x 1/2 FIP, SAE 45° Flare	14-82-53	12/72
TEE	RB	3/4 Female Solder x #12 JIC Male Flare x 1/2 FIP	14-J12-53	12/72

COPPER - SOLDER MALE



Pattern	Finish	Description	Part Number	Box/Mstr
TEE	RB	1/2 Male Solder x 1/2 OD (3/8 Nom) Flare x 1/2 FIP, SAE 45° Flare	23-82-53	24/144
TEE	RB	1/2 Male Solder x 5/8 OD (1/2 Nom) Flare x 1/2 FIP, SAE 45° Flare	23-83-53	24/144

IRON - NPT FEMALE

Pattern	Finish	Description	Part Number	Box/Mstr
TEE	RB	1/2 FIP x 1/2 OD (3/8 Nom) Flare x 1/2 FIP, SAE 45° Flare	53-82-53	12/72

ANG = Angle, STR = Straight, PL = Plated, RB = Rough Brass

Hangers and Straps

All Round™ Strapping



Tube Clamps



U-Clips

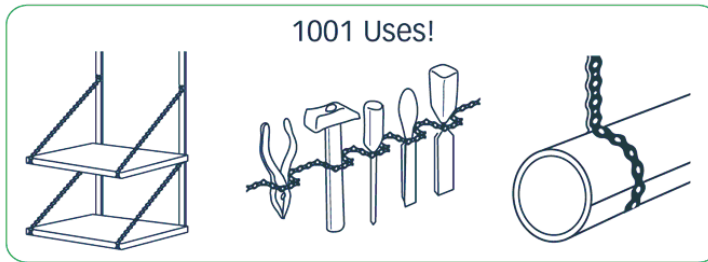


ANG = Angle, STR = Straight, PL = Plated, RB = Rough Brass

See website for all standard products and specialty items. Call for project pricing.

Hangers and Straps

All-Round Strapping



Handy Dispenser Carton



1/2" - 22GA | 3/4" - 24GA | 3/4" - 20GA

- 1/2" straps have 3/16" bolt holes
- 3/4" straps have large holes for 1/4" bolts and small 1/8" holes for screw or nails

GALVANIZED STEEL

Description	Max Load lbs	Part Number	Box/Mstr
1/2" x 25' - 24 Gauge	95	9049	20
3/4" x 10' - 24 Gauge	130	9043	40
3/4" x 25' - 24 Gauge	130	9047	20
3/4" x 100' - 24 Gauge	130	9048	5
3/4" x 25' - 20 Gauge	210	9040	20
3/4" x 100' - 20 Gauge	210	9045	5

NYLON COATED (Galvanized Steel)

Description	Max Load lbs	Part Number	Box/Mstr
1/2" x 10' - 24 Gauge	110	9090	40
1/2" x 25' - 24 Gauge	110	9080	20
3/4" x 25' - 24 Gauge	130	9085	20

SOLID COPPER

Description	Max Load lbs	Part Number	Box/Mstr
1/2" x 10' - 22 Gauge	60	9053	40
1/2" x 25' - 22 Gauge	60	9050	20
3/4" x 25' - 24 Gauge	55	9060	20
3/4" x 25' - 20 Gauge	130	9070	20

STEEL

Description	Max Load lbs	Part Number	Box/Mstr
1/2" x 10' - 22 Gauge	110	9015	40
1/2" x 25' - 22 Gauge	110	9010	20
3/4" x 10' - 24 Gauge	130	9021	40
3/4" x 25' - 24 Gauge	130	9020	20
3/4" x 100' - 24 Gauge	130	9025	5
3/4" x 25' - 20 Gauge	210	9030	20
3/4" x 100' - 20 Gauge	210	9035	5

* INDICATED MAXIMUM LOAD IS APPROXIMATELY 1/3 OF BREAKING LOAD FOR SINGLE STRAPS.

ANG = Angle, STR = Straight, PL = Plated, RB = Rough Brass

Hangers and Straps

Tube Clamps



- For 1/2" or 3/4" pipe
- Copper clad or solid copper
- Bags of 10 or 100 clamps with nails included

COPPER CLAD

Description	Part Number	Box/Mstr
1/2" Copper Clad Tube Clamps, 100/bag	9100	10
1/2" Copper Clad Tube Clamps, 10/bag	9101	100
3/4" Copper Clad Tube Clamps, 100/bag	9125	5
3/4" Copper Clad Tube Clamps, 10/bag	9126	50

SOLID COPPER

Description	Part Number	Box/Mstr
1/2" Solid Copper Tube Clamps, 100/bag	9115	10
1/2" Solid Copper Tube Clamps, 10/bag	9116	100
3/4" Solid Copper Tube Clamps, 100/bag	9133	5
3/4" Solid Copper Tube Clamps, 10/bag	9134	50

Tube Clamps Quantity Discount

5,000 - 24,999 pcs.	Extra 10%
25,000 - 49,999 pcs.	Extra 19%
50,000 pcs. and over	Extra 23.05%

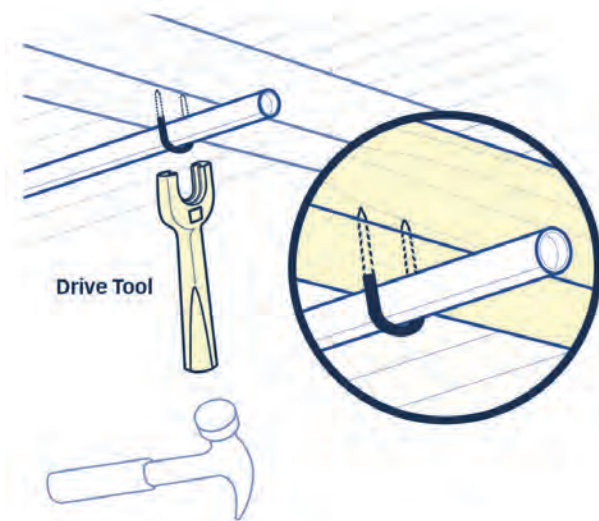
Any type and size Of **Tube Clamps** may be combined for quantity pricing but tube clamps may not be combined U-clips for quantity discounts.

ANG = Angle, STR = Straight, PL = Plated, RB = Rough Brass

See website for all standard products and specialty items. Call for project pricing.

Hangers and Straps

U-Clips



- 3x faster than conventional clips
- For 1/2" or 3/4" pipes
- No rust or corrosion problems
- Permits pipe expansion and contraction
- Clip can be soldered to pipe

NOTE: Do not install without the Drive Tool, as this may result in deformation of both clip and water pipe.

The Drive Tool holds and drives the clip to correct depth and also gives the clip its final shape for maximum holding power and a good fit on the pipe to prevent rattling noises with expansions and contractions.

COPPER



Description	Part Number	Box/Mstr
1/2" Copper, 100/bag	9170	10
1/2" Copper, 10/bag	9171	50
3/4" Copper, 50/bag	9175	20
3/4" Copper, 10/bag	9176	50

U-Clips - Drive Tools

- Guaranteed for life; if you break it, we'll replace it.

NYLON



Description	Part Number	Box/Mstr
1/2", Nylon Head	9191	48
3/4", Nylon Head	9196	48

ANG = Angle, STR = Straight, PL = Plated, RB = Rough Brass

Test Caps

COPPER



- For pressure testing copper pipe systems
- Easier to solder than pressure caps
- For test and temporary use only
NOT for permanent installations
- 1/2" to 2" diameter sizes



Description	Test Pressure PSI	Part Number	Box/Mstr
1/2" Test Caps, 50/bag	250	9151	10
3/4" Test Caps, 10/bag	250	9152	10
1" Test Caps, 10/bag	250	9153	10
1-1/4" Test Caps, 10/bag	200	9154	10
1-1/2" Test Caps, 10/bag	200	9155	10
2" Test Caps, 10/bag	200	9156	5

Test Caps Quantity Discount

1,500 – 50,000 pcs. Extra 10% Discount

Over 50,000 pcs. Extra 15% Discount

Different sizes of **Test Caps** may be combined for quantity discounts.

ANG = Angle, STR = Straight, PL = Plated, RB = Rough Brass

See website for all standard products and specialty items. Call for project pricing.

Repair Parts and Accessories

Globe Valves



Caps & Gaskets



Nuts, Sleeves & Plugs



Key & Handles



Plates



Slide Coupling



Repair Parts and Accessories

Globe Valve

Cartridges / Assemblies

11000/12000 SERIES (Radiator Valves)



Finish	Description	Part Number	Box/Mstr
	Stem Assy for 11020 Series 3/4" with Black Handle	9987	12/72
	Stem Assy for 11020 Series 1/2" with Lockshield	9989	25/150
	Stem Assy for 11020 Series 3/4" with Lockshield	9995	25/150
RB	Stem Assy for 11020 Series 1/2" with Handle	9996	25/150
RB	Stem Assy for 11020 Series 3/4" with Handle	9997	18/108
	Stem Assy for 11040 Series 1/2" with Lockshield	109126	6/36
	Stem Assy for 11040 Series 3/4" with Lockshield	109129	12/72
RB	Stem Assy for 11040 Series 3/4" with Handle	109131	6/36
RB	Stem Assy for 11040 Series 1/2" with Handle	109132	6/36
	Stem Assy for 11040 Series 1" with Handle	109134	6/36

13000 SERIES (Balancing Radiator Valves)



Finish	Description	Part Number	Box/Mstr
	Stem Assy for 13000 Straight 1/2" & 13000 Angle 1/2" & 3/4" with memory	9127	6/36
	Stem Assy for 13000 Straight 3/4" with memory	9128	6/36
	Stem Assy for 13000 Straight 1" with memory	9129	6/36
	Stem Assy for 13000 Straight 1-1/4" with memory	9130	6/36
	Stem Assy for 13000 Straight 1/2" & 13000 Angle 1/2" & 3/4" without memory	109124	12/72
	Stem Assy for 13000 Straight 3/4" & 13000 Angle 1" without memory	109128	12/72
	Stem Assy for 13000 Straight 1" & 13000 Angle 1-1/4" without memory	109139	12/72

2300 SERIES (Stops and Water Meter)



Finish	Description	Part Number	Box/Mstr
RB	Stem Assy for 1/2" 2300 Series & Water Meter Valves with Handle	E9990	24/144
RB	Stem Assy for 3/4" 2300 Series & Water Meter Valves with Handle	E9991	18/108
RB	Stem Assy for 1/2" 2300 Series Partition Stops excluding Plate & Key	E9992	25/150
	Stem Assy for 3/4" 2300 Series Partition Stops excluding Plate & Key	E9994	
	Stem Assy w/lockshield for 1/2" 2300 Series Partition	E9988	
	Stem Assy for 3/4" 2300 Series & Water Meter Valves with Lockshield	E109141	25/150
	Old Style Tube and Gland Assy for 1/2" and 3/4" Partition Stops	9923	25/150
	New Style Tube for Partition Stop	9926	25/150

ANG = Angle, STR = Straight, CP = Chrome Plated, RB = Rough Brass

See website for all standard products and specialty items. Call for project pricing.

Repair Parts and Accessories

Globe Valve

Nuts

Description	Part Number	Box/Mstr
1 Union Nut	9708	6/36
1 1/4 Union Nut	9712	6/36
1/2 Union Nut	9982	25/150
3/4 Union Nut	9986	25/150

Tailpieces



Description	Part Number	Box/Mstr
1 1/4 Copper Tailpiece	9404	6/36
1 1/4 Male Tailpiece	9835	6/36
3/4 Copper Fitting Tailpiece	9955	25/150
3/4 x 1/2 Copper Tailpiece	9958	25/150
1 Male Tailpiece	9965	6/36
1 Copper Tailpiece	9967	12/72
3/4 Copper Tailpiece with Air Vent	9969	12/72
1/2 Dual Tailpiece	9981	25/150
3/4 Copper Tailpiece	9983	25/150
3/4 x 1/2 Dual Tailpiece	9984	25/150
3/4 Male Tailpiece	9985	25/150

Unions



Description	Part Number	Box/Mstr
1 1/4 Copper Union	9400	6/36
3/4 Copper Fitting Union with Air Vent	9403	12/72
3/4 Copper Fitting Union	9800	25/150
1/2 x 3/4 Male Union	9811	12/72
3/4 x 3/8 Copper Union	9959	25/150
Tailpiece Wrench	9960	100/600
3/4 x 1/2 Copper Union	9961	25/150
3/4 x 1 1/4 Female Eccentric Union	9962	
1 Copper Union	9968	6/36
1/2 Copper Union	9970	25/150
3/4 Copper Union	9971	25/150
1/2 Dual Union	9972	25/150
3/4 Male Union	9973	25/150
1 Male Union	9974	6/36
1 1/4 Male Union	9975	6/36
3/4 x 1/2 Dual Union	9976	25/150
3/4 x 1 1/4 Copper Eccentric Union	9977	6/36
3/4 x 1 1/4 Copper Ecc. Union with Air Vent	9978	6/36
3/4 Copper Union with Air Vent	9993	12/72

ANG = Angle, STR = Straight, PL = Plated, RB = Rough Brass

Repair Parts and Accessories

Caps & Gaskets



Description	Part Number	Box/Mstr
20023 Cap & Chain, with 6" chain	20023	50/300
2323-B Brass Drip Cap W/Gasket	2323-000	100/600
Vent Cap W/Gasket	2324	12/72
Waste Cap (includes "O" Ring), Old Style	9913	100/600
Drain screw for mini-ball™ valve, complete with O-ring, Pkg of 25	MBDRAINSCREWPK25	24

Nuts Sleeves Plugs



Knurl feature indicates dahl•ECO lead-free

Description	Part Number	Box/Mstr
1/4 OD Compression Nut, Rough Brass, Pkg of 25	NUT14BRPK25	25/150
3/8 OD Compression Nut, Rough Brass, Pkg of 25	NUT38BRPK25	25/150
3/8 OD Compression Nut, Plated, Pkg of 25	NUT38PLPK25	25/150
7/8 OD Compression Nut, Rough Brass, Pkg of 25	NUT78BRPK25	25/150
1/4 OD Compression Sleeve, Pkg of 25	SLV14PK25	25/150
3/8 OD Compression Sleeve, Pkg of 25	SLV38PK25	25/150
5/8 OD Compression Sleeve, Pkg of 25	SLV58PK25	25/150
Comp Plug for 1/4 OD Comp Connections	EPLUG14PK25	25/150
Comp Plug for 3/8 OD Comp Connections	EPLUG38PK25	25/150
Comp Plug for 1/2 OD Comp Connections	EPLUG12PK25	25/150
Comp Plug for 5/8 OD Comp Connections	EPLUG58PK25	25/150

Keys & Handles

Handles



Description	Part Number	Box/Mstr
Red Metal Handle & Screw	9932	25/150
Red Plastic Handle & Screw	9933	50/300
Black Plastic Handle & Screw	9934	25/150

Keys



Description	Part Number	Box/Mstr
6" Access/Part Stop Key (Standard)	9951	25/150
Lockshield Key/ Loose Key	9941	100/600
Cap Key	9953	25/150
Cap Key for Memory Valves	9954	12/72
9" Access/Partition Stop Key	109130	
12" Access/Partition Stop Key	109140	

ANG = Angle, STR = Straight, PL = Plated, RB = Rough Brass

See website for all standard products and specialty items. Call for project pricing.

Ph: 1-800-268-5355 CDA Ph: 1-800-268-2363 US Fax: 1-800-226-1801 CDA & US sales@dahlvalve.com www.dahlvalve.com

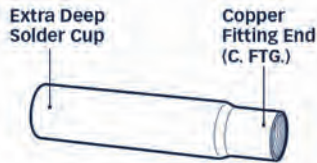
Repair Parts and Accessories

Plates



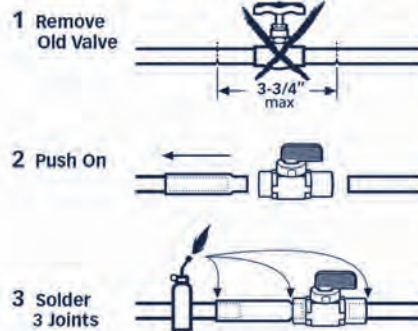
Description	Part Number	Box/Mstr
Partition Plate - Deep (Diameter = 2.5")	9921	24/144
Access Plate - Flat (Diameter = 3 3/8")	9922	16/96
5/8 OD Escutcheon, pack of 25	PLATE58PK25	25

Slide Couplings



SIZE	OVER-ALL LENGTH	A CUT OUT LENGTH
1/2	3-1/4	3-3/4
3/4	5	5-1/2

EXAMPLE: Replace Old Valve



Can also be used as a pipe repair coupling - Simply cut off the Copper Fitting end.



Pattern	Finish	Description	Part Number	Box/Mstr
STR	Copper	17381 1/2 C x 1/2 C.Ftg Slide Coupling	17381-0000	24/144
STR	Copper	17382 3/4 C x 3/4 C.Ftg Slide Coupling	17382-0000	24/144

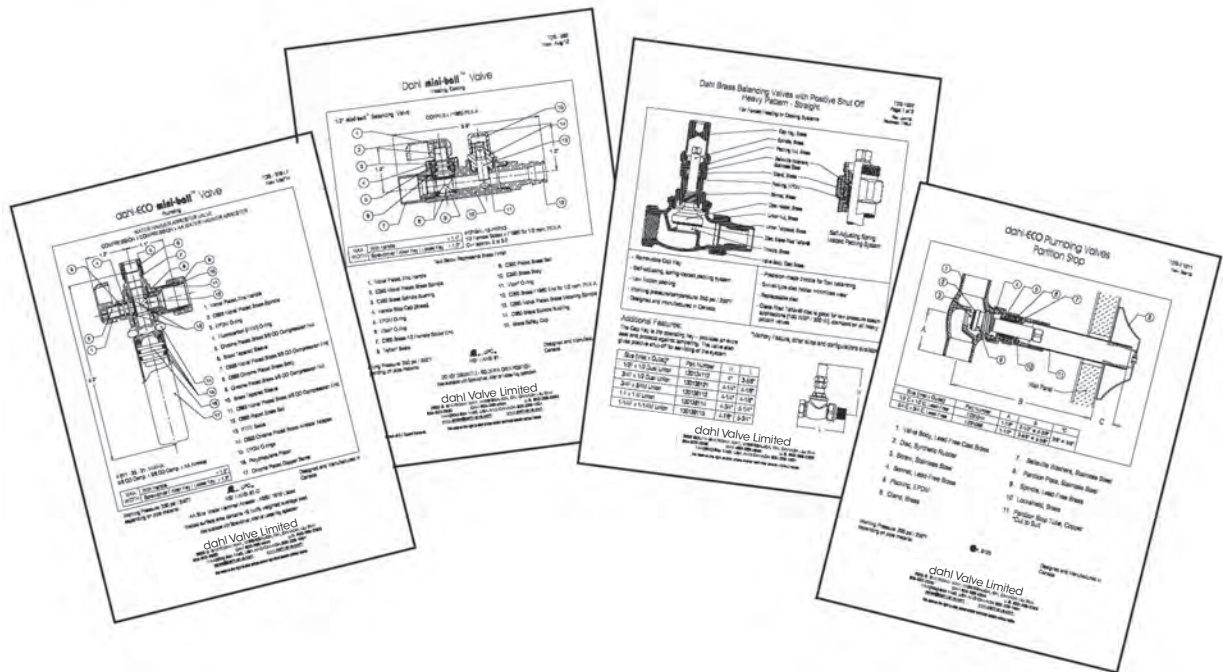
Technical Information

Submittal Sheets are available for **mini-ball™** valves, Globe Stops, Globe Style Radiator and Balancing Valves.

Visit **www.dahlvalve.com** or call

1-800-268-5355 from Canada

1-800-268-2363 from USA



ANG = Angle, STR = Straight, PL=Plated, RB = Rough Brass

See website for all standard products and specialty items. Call for project pricing.

Technical Information

dahl•ECO™

mini-ball™ VALVES



STRAIGHT PATTERN



ANGLE PATTERN

WORKING PRESSURE

- Up to 250 PSI/250°F depending on pipe material and end connections

HEAT RESISTANT

- Do not disassemble; solder in open position

CORROSION RESISTANT

- Highly resistant to dezincification and stress corrosion cracking
- Meets requirements of NSF 14 (ISO 6509 and ASTM B858)

LISTINGS, where required to

- CSA
- UPC (IAPMO)
- NSF/ANSI 372 (Formerly NSF/ANSI 61-G)

Meets CSA, IAPMO and ASME Flow Requirements

APPROXIMATE Cv

(depending on pipe connections)

- 1/2 = 3.0
- 3/4 = 6.0

MATERIALS

- Brass Body
- Lead-Free compliant alloy
- Plated or Coated Zinc Handle
- PTFE, Fluorocarbon (FKM) and EPDM Seals

ADVANTAGES


- Exceeds Lead-Free* Compliance requirements.
- Quick 1/4 Turn on or off
- No adapters needed - thousands of models available
- Two stem O-Rings for safety
- Self-lubricating PTFE seals
- Compact design
- Drain/Waste models available
- Tamper Resistant operation available
- Multiple Applications for Plumbing and Heating
- dahl Quality - Each valve is tested before leaving our plant
- Glycol compatible (≤50%)

*Lead-free means the weighted average lead content is less than 0.25% on wetted surface areas.

ANG = Angle, STR = Straight, PL = Plated, RB = Rough Brass

Technical Information

GLOBE STOPS



#E2312-44



#E2311-44

APPLICATION

- Potable Water Plumbing Systems

WORKING PRESSURES

- 200 PSI/180°F

LISTINGS

- CSA
- Meets full flow requirements

MATERIALS

- Cast brass body, Lead-Free compliant alloy
- Smooth die cast Zinc Handle, Powder coated
- Spring-loaded self-adjusting EPDM packing system
- Buna nitrile disc

GLOBE RADIATOR & BALANCING VALVES

REGULAR PATTERN

#11021-4112



HEAVY PATTERN

#11042-4112



APPLICATION

- Forced Water Heating & Cooling Systems

WORKING PRESSURE - REGULAR PATTERN

- Hot Water 200 PSI/250°F

WORKING PRESSURE - HEAVY PATTERN

- 250 PSI/250°F on forced hot water systems (and low pressure steam systems up to 15 PSI)
- not suitable for one-pipe systems

MATERIALS

- Cast brass body
- Smooth heat resistant plastic handle; molded in colour handle
- Spring-loaded self-adjusting EPDM packing system
- Buna nitrile disc (Regular Pattern)
- Glass-Filled PTFE disc (Heavy Pattern)

ADVANTAGES

- Maintenance Free - Spring-loaded self-adjusting packing system
- Field Proven - Specified and installed across Canada since the 1960's
- Dahl Quality - Each valve is tested before leaving our plant
- Heat Resistant - Do not disassemble; solder in open position

ANG = Angle, STR = Straight, CP = Chrome Plated, RB = Rough Brass

See website for all standard products and specialty items. Call for project pricing.

Technical Information

TYPICAL Cv VALUE FOR CONTROL VALVES

NOMINAL VALVE SIZE	TUBE O.D.	Cv VALUE
3/8	1/2	1.6
1/2	5/8	2.2 - 2.5
3/4	7/8	4.0

RECOMMENDED VELOCITY RANGE FOR BRANCH PIPING

	FPS	
	MAX	MIN
Residential	3.0	6.0
Commercial	6.0	6.0

3/8 has 3.4 times the resistance of 1/2"
 3/8 will carry 50% of flow in 1/2 with same P.D.

PRESSURE DROP (PD) & VELOCITY (FPS) IN COPPER TUBE - TYPE "L"

FLOW USGPM	P.D. IN FT. OF WATER PER 10 FT. LENGTHS					
	3/8 (1/2 OD)		1/2 (5/8 OD)		3/4 (7/8 OD)	
	P.D.	FPS	P.D.	FPS	P.D.	FPS
1.0	0.8	2.2	0.3	1.4	0.05	0.66
1.4	1.6	3.1 ^R	0.5	1.9		
1.5	1.8	3.3	0.6	2.1		
2.5	4.0	5.5	1.3	3.4 ^R		
3.0	5.5	6.6 ^C	1.8	4.1	0.32	2.0
4.5			3.7	6.2 ^C		
5.0			4.4	6.9	0.8	3.3 ^R
6.0			5.1	8.3	1.1	4.0
7.0					1.4	4.6
8.0	R - Recommended Velocity Limit Residential				1.7	5.3
9.0	C - Recommended Velocity Limit Commercial				2.1	6.0 ^C
10.0					2.5	6.6

FLOW & PRESSURE DROP CALCULATIONS

The Cv value tells how many USGPM of water will flow through a valve with a pressure drop of 1 psi (= 2.31 feet water column).

If the Cv of a valve is 6.0, it means that we can measure a pressure drop of 2.31 feet of water across the valve when the flow is 6 USGPM.

The basic flow formula tells us that the pressure drop (Δp) varies with the square of the flow (F):

$$\frac{\Delta p_1}{\Delta p_2} = \left(\frac{F_1}{F_2}\right)^2 \quad \text{Hence: } \Delta p_2 = \left(\frac{F_2}{F_1}\right)^2 \Delta p_1 \quad \text{and} \quad F_2 = \sqrt{\frac{\Delta p_2}{\Delta p_1}} F_1$$

EXAMPLE: What is the pressure drop of a valve, Cv 6.0 with 9 USGPM?

$$\text{Solution: } \Delta p_2 = \left(\frac{F_2}{F_1}\right)^2 \Delta p_1 = \left(\frac{9}{6}\right)^2 2.31 \text{ Ft.} = 5.2 \text{ Ft.}$$

Technical Information

METRIC CONVERSION OF IMPERIAL UNITS IN THIS CATALOGUE

200 PSI/250w	1379.0 kPa/121°C	<p style="text-align: center;">FLOW RATES</p> <p>Convert m3/hour with 1 bar (= 14.5 psi) to USGPM/1 psi by multiplying with 1.17 1.0 M3/ hour with 1 bar = 1.17 USGPM/1 psi</p> <p style="text-align: center;">VALVE SIZES</p> <table border="1"> <tbody> <tr> <td>1/2</td> <td>13 mm</td> </tr> <tr> <td>3/4</td> <td>20 mm</td> </tr> <tr> <td>1</td> <td>25 mm</td> </tr> <tr> <td>1-1/4</td> <td>32 mm</td> </tr> <tr> <td>1-1/2</td> <td>38 mm</td> </tr> <tr> <td>2</td> <td>50mm</td> </tr> </tbody> </table>	1/2	13 mm	3/4	20 mm	1	25 mm	1-1/4	32 mm	1-1/2	38 mm	2	50mm
1/2	13 mm													
3/4	20 mm													
1	25 mm													
1-1/4	32 mm													
1-1/2	38 mm													
2	50mm													
150 PSI/300w	1034.2 kPa/148.9°C													
250 PSI/250°F	1723.7 kPa/121°C													
1500 PSI	10.342 MPa													
1800 PSI	12.411 MPa													
3000 PSI	20.684 MPa													
3500 PSI	24.132 MPa													
1-7/8"	47.6 mm													
3-3/8"	85.7 mm													
4"	101.6 mm													
6"	152.4 mm													
1 USGPM	0.0631 L/s													
1 PSI	6.895 kPa													
1 FPS	0.305 m/s													
1 INCH	25.4 mm													

SHOULD DIELECTRIC FITTINGS BE USED WITH DAHL VALVES?

Millions of Dahl castings have been installed in plumbing and heating systems in Canada during the past fifty years between steel riser connections and copper terminal circuitry.

Very few of these have been isolated with dielectric fittings, and we have not yet had a single report of galvanic corrosion problems. The casting alloy has a copper content between 80 and 85%, and the brass union or fittings have approximately 60%. These alloys are between the steel and the pure copper on the galvanic scale. The farther apart on the galvanic scale, the greater the risk of galvanic corrosion. Since these brass alloys are closer to steel than to copper, the risk of such corrosion is reduced.

Any survey of major installations in Ontario over the past 20 years would indicate that most of them have been made without dielectric fittings. This is because of the performance record of brass and also because dielectric unions are expensive and result in more joints, and hence, potential leaks in the system.

ANG = Angle, STR = Straight, PL = Plated, RB = Rough Brass

See website for all standard products and specialty items. Call for project pricing.

Ph: 1-800-268-5355 CDA Ph: 1-800-268-2363 US Fax: 1-800-226-1801 CDA & US sales@dahlvalve.com www.dahlvalve.com

Technical Information

Sample

Submittal Sheet

Dahl Brass Balancing Valves with Positive Shut Off Heavy Pattern - Straight

For Steam, Forced Heating or Cooling Systems

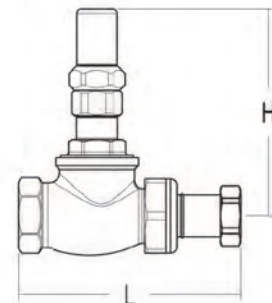
<ul style="list-style-type: none"> - Removable Cap Key - Self-adjusting, spring-loaded packing system - Low friction packing - Working pressure/temperature: 250 psi / 250°F - Designed and manufactured in Canada 	<ul style="list-style-type: none"> - Precision-made throttle for flow balancing - Swivel-type disc holder minimizes wear - Replaceable disc - Glass-filled PTFE disc is good for low pressure steam applications (150 WSP / 300 W), standard on all heavy pattern valves
---	--

Additional Features:

The Cap Key is the operating key – provides an extra seal and protects against tampering. The valve also gives positive shut-off for servicing of the system.

Size (Inlet x Outlet) *	Part Number	H	L
3/4F x 1/2F Union	130136118	4-1/4"	4-7/8"
3/4F x 3/4F Union	130136107	4-1/4"	4-7/8"

*Memory Feature, other sizes and configurations available



dahl Valve Limited

2600 S. SHERIDAN WAY, MISSISSAUGA, ON, CANADA L5J 2M4
 905-822-2330 CAN 800-268-5355 U.S. 800-268-2363
 FAX(905) 855-1450, USA AND CANADA 800-226-1801
 www.sales@dahlvalve.com www.dahlvalve.com

We reserve the right to alter prices and/or technical details without notice

ANG = Angle, STR = Straight, PL = Plated, RB = Rough Brass

Lined area for notes with 18 horizontal lines.

ANG = Angle, STR = Straight, PL = Plated, RB = Rough Brass

See website for all standard products and specialty items. Call for project pricing.

Table of Contents

Part Number Index

1		120-13-02	54	15054-4100	54	511-33-31-31	10
109124	61	120-13-03	54	17381-0000	64	511-33-32	1
109126	61	120-14-J12	54	17382-0000	64	511-33-33	28
109128	61	121-01-04	26	18000-4112	54	511-33LE-31	7
109129	61	121-01-04F	26	18000-6105	54	511-41-30	8
109130	61	121-04-04F	25	18000-6113	54	511-41-30-14WHA	40
109131	61	121-04-04F-14WHA-PK2	42	2		511-41-30-30	11
109132	61	121-13-04	25	20023	63	511-41-31	8
109134	61	121-13-PX3	28	211-01-04	26	511-41-31-14WHA	40
109139	61	121-14-CPX4	28	211-33-04	25	511-41-31-30	11
109140	63	121-14-K4	28	211-33-04PK2	25	511-41-31-31	11
11001-6000	50	121-14-PRPX4	28	211-46-04	25	511-41-31-32	11
11006-4101	50	121-14-PX5	28	211-52-52	33	511-42-30	8
11006-4112	50	121-23-04	25	211-53-04	25	511-42-31	8
11006-6105	50	121-50-50	33	211-61-61	33	511-42-32	8
11006-6113	50	121-50-60	33	221-01-04	26	511-42-32-14WHA	40
11011-4000	50	121-51-51	33	221-01-04PK2	26	511-4466-31	2
11011-6000	50	121-51-61	33	221-04F-04	25	511-4466-31-14WHA	39
11021-4101	51	121-52-04	25	221-08-04	22	511-46-30	2
11021-4104	51	121-52-52	33	221-08-04PK2	22	511-46-31	2
11021-4112	51	121-53-04	25	221-13-04	25	511-46-31-14WHA	39
11021-41129	51	121-61-04	26	221-23-04	25	511-46-31-30	10
11021-6105	51	121-61-50	33	221-33-04	25	511-46-31-31	10
11021-6113	51	121-61-61	33	221-33-04PK2	25	511-46-32	2
11021-6121	51	121-62-04	26	221-46-04	25	511-50-60	33
11022-4101	51	121-62-62	33	221-52-50	33	511-51-51	33
11022-4112	51	121BAL-01-CPX3	31	221-53-04	25	511-51-61	33
11022-41129	51	121BAL-01-K3	31	221-53-04PK2	25	511-52-30	3
11022-6105	51	121BAL-01-PX3	31	221-64-04	26	511-52-31	3
11022-6113	51	121BAL-13-13	31	221DH-01-04CC	26	511-52-31-14WHA	39
11026-4101	51	121BAL-13-CPX3	31	221-EV3-04	26	511-52-32	3
11026-4112	51	121BAL-13-EV3	31	221-PRPX3-04	26	511-53-01	29
11026-6105	51	121BAL-13-PRPX3	31	221-PX3-04	26	511-53-05	3
11026-6113	51	121BAL-13-PX3	31	221-PX3L-04	22	511-53-13	29
11041-4101	49	121BAL-14-14	31	221-PX3L-04PK2	22	511-53-30	3
11041-4112	49	121BAL-14-CPX3	31	2323-000	63	511-53-31	3
11041-6105	49	121BAL-14-CPX4	31	2324	63	511-53-31-14WHA	39
11041-6107	49	121BAL-14-CPX5	31	23-82-53	54	511-53-31-30	10
11041-6113	49	121BAL-14-K4	31	23-83-53	54	511-53-31-31	10
11041-8108	49	121BAL-14-PX5	31	5		511-53-32	3
11041-8114	49	121BAL-54-54	32	50430-0	48	511-53-53	29
11041-8114	49	121BAL-PX3-PX3	32	50430-1	48	511-53-L5	3
11041-9115	49	121-K4-K4	30	50430-5	48	511-54-54	29
11041-9116	49	121LB-04-04F	25	510-41-30	34	511-63LE-31	7
11042-4101	49	121LB-64-04	26	510-PX3-31	34	511-63LE-52	7
11042-4112	49	12-82-53	54	511-04-04F-14WHA	42	511-CPX2-31	3
11042-6105	49	13001-6000	52	511-13-30	1	511-CPX3-31	3
11042-6113	49	13012-4112	52	511-13-31	1	511-CPX3-31-14WHA	39
11042-6121	49	13012-6113	52	511-13-31-14WHA	39	511-EV3-30	4
11042-8108	49	13013-4101	52	511-13-31-30	10	511-EV3-31	4
11042-8114	49	13013-4112	52	511-13-31-31	10	511-EV3-31-14WHA	40
11042-9115	49	13013-6105	52	511-13-31-31	10	511-EV3-31-30	11
11042-9116	49	13013-6113	52	511-13-32	1	511-EV3-31-31	11
11046-4112	50	13013-8108	52	511-13-32-14WHA	39	511-K3-31	4
11046-6105	50	13013-8114	52	511-30-30	28	511-K3-31-14WHA	40
11046-6113	50	13013-9115	52	511-31-31	28	511-K3-31-30	11
11046-6121	50	13013-9116	52	511-32-30	28	511-K3-31-31	11
111-33-04	25	13026-4101	52	511-32-31	1	511-PRPX3-30	4
111-50-60	33	13026-6105	52	511-33-04	23	511-PRPX3-30-14WHA	39
111-51-51	33	13026-6113	52	511-33-05	1	511-PRPX3-31	4
111-51-61	33	13026-8108	52	511-33-05-14WHA	39	511-PRPX3-31-14WHA	39
12001-6000	50	13-82-53	54	511-33-30	1	511-PRPX3-31-30	11
12003-4000	50	14-82-53	54	511-33-31	1	511-PRPX3-31-31	11
12003-6000	50	14-J12-53	54	511-33-31-14WHA	39	511-PRPX3LE-31	7
12003-8000	50	15053-0000	54	511-33-31-30	10	511-PX2-31	4
12003-9000	50	15054-4000	54				

Table of Contents

Part Number Index

511-PX3-01	29	521-24-24	28	521LB-QG3-QG3D	27	611-46-04	23
511-PX3-30	4	521-24-PX5	28	521-PRPX3-30	4	611-46-30	2
511-PX3-30-14WHA	40	521-30-30	28	521-PRPX3-31	4	611-46-31	2
511-PX3-31	4	521-31-31	28	521-PRPX3-PRPX3	30	611-46-31-14WHA	39
511-PX3-31-14WHA	40	521-33-30	1	521-PRPX3-PRPX3D	27	611-46-31-30	10
511-PX3-31-31	11	521-33-31	1	521-PRPX5-PRPX5	30	611-46-31-31	10
511-PX3-32	4	521-35-35L	21	521-PRPX5-PRPX5D	27	611-46-32	2
511-PX3LE-31	7	521-35-35LD	21	521-PX2-PX2	29	611-52-30	3
511-PX3-PX2	29	521-4466-30	2	521-PX3-01	29	611-52-31	3
511-PX3-PX3	29	521-4466-31	2	521-PX3-30	4	611-52-31-14WHA	39
511-PX5-PX5	29	521-46-30	2	521-PX3-31	4	611-52-32	3
511-QG3-30-14WHA	40	521-46-31	2	521-PX3-33	29	611-52-52	33
511-QG3-31	6	521-46-46	29	521-PX3-PX2	29	611-53-01	29
511-QG3-31-14WHA	40	521-46-46D	27	521-PX3-PX3	29	611-53-01-30	10
511-QG3-31-30	11	521-46-53	29	521-PX3-PX3D	27	611-53-01-31	10
511-QG3-31-31	11	521-50-50	33	521-PX5-PX5	29	611-53-04	24
511-QG3-32	6	521-50-60	33	521-PX5-PX5D	27	611-53-05	3
511-QG3-32-14WHA	40	521-51-51	33	521-QG3-30	6	611-53-30	3
520-13-CPX3	34	521-51-61	33	521-QG3-PX2	30	611-53-31	3
520-K3-01	34	521-52-04	24	521-QG3-PX3	30	611-53-31-14WHA	39
520-K3-53	34	521-52-30	3	53-82-53	56	611-53-31-30	10
520-K3-PRPX3	34	521-52-31	3	6		611-53-31-31	10
520-K3-PX3	34	521-52-52	33	610-01-31	35	611-53-32	3
520-PRPX3-30	34	521-52-62	33	610-PX3-31	35	611-53-53	29
520-PRPX3-31	34	521-53-01	29	611-01-04	24	611-53-L5	3
520-PRPX3-PRPX3	34	521-53-04	24	611-01-04-14WHA	42	611-61-61	33
520-PRPX3-PX3	34	521-53-13	29	611-01-31	3	611-63LE-31	7
520-PX3-30	34	521-53-30	3	611-01-33	29	611-63LE-52	7
520-PX3-31	34	521-53-31	3	611-04F-04-14WHA	42	611-CPX3-31	3
520-PX3-31-PK2	34	521-53-53	29	611-13-01	28	611-CPX3-31-14WHA	39
520-PX3-33	34	521-54-54	29	611-13-30	1	611-EV3-05	4
521-01-04	24	521-54-PRPX5	29	611-13-31	1	611-EV3-30	4
521-01-04F	24	521-61-04	24	611-13-31-14WHA	39	611-EV3-31	4
521-04-04F	23	521-61-30	3	611-13-31-30	10	611-EV3-31-14WHA	40
521-04-04F-14WHA	42	521-61-50	33	611-13-31-31	10	611-EV3-31-30	11
521-13-01	28	521-61-61	33	611-13-32	1	611-EV3-31-31	11
521-13-04	23	521-62-04	24	611-13-32-14WHA	39	611-K3-31	4
521-13-13	28	521-62-62	33	611-32-31	1	611-K3-31-14WHA	40
521-13-13D	27	521-64-PRPX5	29	611-33-01	28	611-PRPX3-05	4
521-13-23	28	521-CPX3-31	3	611-33-01-14WHA	42	611-PRPX3-30	4
521-13-30	1	521-CPX3-CPX3	29	611-33-01-30	10	611-PRPX3-30-14WHA	39
521-13-31	1	521-CPX5-CPX5	29	611-33-01-31	10	611-PRPX3-31	4
521-13-61	28	521-EV3-13	30	611-33-04	23	611-PRPX3-31-14WHA	39
521-13-CPX3	28	521-EV3-30	4	611-33-04-14WHA	42	611-PRPX3-31-30	11
521-13-K3	28	521-EV3-31	4	611-33-04PK2	23	611-PRPX3-31-31	11
521-13-PRPX3	28	521-EV3-EV3	30	611-33-05	1	611-PRPX3LE-31	7
521-13-PX2	28	521-EV3-EV3D	27	611-33-30	1	611-PX2-31	4
521-13-PX3	28	521-EV5-EV5	30	611-33-31	1	611-PX3-30	4
521-14-14	28	521-K3-31	4	611-33-31-14WHA	39	611-PX3-30-14WHA	40
521-14-14D	27	521-K3-K3	30	611-33-31-30	10	611-PX3-31	4
521-14-24	28	521-K3-K3D	27	611-33-31-31	10	611-PX3-31-14WHA	40
521-14-54	28	521LB-04-04F	23	611-33-32	1	611-PX3-31-30	11
521-14-CPX5	28	521LB-13-13	28	611-33-53	28	611-PX3-31-31	11
521-14-PRPX5	28	521LB-13-13D	27	611-33-L5-14WHA	39	611-PX3-32	4
521-14-PX5	28	521LB-13-23	28	611-33LE-05	7	611-PX3-33	29
521-14-PX5D	27	521LB-13-PRPX3	28	611-33LE-31	7	611-PX3LE-31	7
521-23-04	23	521LB-33-33	28	611-35-31	1	611-PX3-PX3	29
521-23-23	28	521LB-33-33L	21	611-41-31	8	611-QG3-30-14WHA	40
521-23-30	1	521LB-33-33LD	21	611-41-31-14WHA	40	611-QG3-31	6
521-23-31	1	521LB-46-46	29	611-41-31-30	11	611-QG3-31-14WHA	40
521-23L-30	1	521LB-46-46D	27	611-41-31-31	11	611-QG3-31-30	11
521-23L-31	1	521LB-64-04	24	611-42-31	8	611-QG3-31-31	11
521-23L-PRPX3	28	521LB-PRPX3-PRPX3	30	611-42-32	8	611-QG3-32	6
521-23L-PX3	28	521LB-PRPX3-PRPX3D	27	611-4466-30	2	611-QG3-32-14WHA	40
521-23-PX3	28	521LB-QG3-QG3	30	611-4466-31	2	620-01-K3	35

Table of Contents

Part Number Index

620-30-04F	36	621-PX3L-04	22	9932	63	E2330-442008	47
620-31-04F	35	621-PX3L-04PK2	22	9933	63	E2330-662008	47
620-32-04F	35	621-PX3L-30	22	9934	63	E30-30-14WHA	43
620-62-04	35	621-PX3-PX3	29	9941	63	E31-31-14WHA	43
620-PRPX3-01	35	621-QG3-30	6	9951	63	E33-2211	19
620-PRPX3-04F	35	621-QG3-31	6	9953	63	E33-2212	19
620-PRPX3-13	35	621-QG3-QG3	30	9954	63	E33-2276	18
620-PRPX3-23	35	9		9955	62	E33-2277	16
620-PRPX3-31	35	9010	56	9958	62	E33-2278	16
620-PX3-04F	35	9015	56	9959	62	E33-2296	18
620-PX3-31	35	9020	56	9960	62	E33-2298	16
620-PX3-33	35	9021	56	9961	62	E33-2367	16
620-QG3-04F	36	9025	56	9962	62	E33-2386-A	9
621-01-04	24	9030	56	9965	62	E33-33-51	36
621-01-04PK2	24	9035	56	9967	62	E33-4000	12
621-01-30	3	9040	56	9968	62	E33-4001	12
621-01-31	3	9043	56	9969	62	E33-4002	12
621-01-33	29	9045	56	9970	62	E33-43-14WHA-PL	43
621-01-53	29	9047	56	9971	62	E33-43-43-PL	14
621-01-K3	29	9048	56	9972	62	E33-5000	12
621-04F-04	23	9049	56	9973	62	E33-5001	12
621-04F-04-14WHA	42	9050	56	9974	62	E33-5001-WHA	41
621-08-04	22	9053	56	9975	62	E33-5003	12
621-08-04PK2	22	9060	56	9976	62	E33-6000	12
621-08-30	22	9070	56	9977	62	E33-6000-WHA	41
621-13-04	23	9080	56	9978	62	E33-6001	12
621-13-13	28	9085	56	9981	62	E33-6001-WHA	41
621-13-30	1	9090	56	9982	62	E41-14WHA-31	43
621-13-31	1	9100	57	9983	62	E41-2236	20
621-23-04	23	9101	57	9984	62	E41-2363	20
621-23-30	1	9115	57	9985	62	E41-31-14WHA-PL	43
621-23-PX3	28	9116	57	9986	62	E41-31-30	36
621-33-04	23	9125	57	9987	61	E41-31-30-PL	36
621-33-04PK2	23	9126	57	9989	61	E41-31-31	36
621-33-30	1	9127	61	9993	62	E41-31-31-PL	36
621-33-31	1	9128	61	9995	61	E43-43-33-PL	14
621-46-04	23	9129	61	9996	61	E43-43-46-PL	15
621-46-30	2	9130	61	9997	61	E43-43-53-PL	15
621-46-31	2	9133	57	E		E43-43-PX3-PL	15
621-46-32	2	9134	57	E01-01-33-PL	36	E43-43-QG3-PL	15
621-52-30	3	9151	59	E04-14WHA-04FL-PL	43	E46-2276	18
621-52-31	3	9152	59	E04F-04-14WHA	43	E46-2277	16
621-52-32	3	9153	59	E04FL-04-14WHA-PL	43	E46-2278	16
621-52-50	33	9154	59	E109141	61	E46-2297	16
621-53-04	24	9155	59	E13-2276	18	E46-43-43-PL	15
621-53-04PK2	24	9156	59	E13-2277	16	E46-6000	12
621-53-30	3	9170	59	E13-2278	16	E53-2276	18
621-53-31	3	9171	59	E13-2296	18	E53-2278	16
621-53-32	3	9175	58	E21616-4	47	E53-2298	16
621-62-53	29	9176	58	E21616-40000	47	E53-2386-A	9
621-64-04	24	9191	58	E21616-6	47	E53-4000	13
621-CPX3-31	3	9196	58	E21616-60000	47	E53-4001	13
621DH-01-04CC	24	9400	62	E2307-6142	46	E53-4003	13
621-EV3-04	24	9403	62	E2307-6162	46	E53-43-43-PL	15
621-EV3-30	4	9404	62	E2310-442008	47	E53-5002	13
621-EV3-31	4	9708	62	E2310-662008	47	E53-6000	13
621-K3-31	4	9712	62	E2311-44	46	E53-6001	13
621-PRPX3-04	24	9800	62	E2311-66	46	E53-6003	13
621-PRPX3-30	4	9811	62	E2312-44	46	E9988	61
621-PRPX3-31	4	9835	62	E2312-66	46	E9990	61
621-PX2L-30	22	9913	63	E2313-44	46	E9991	61
621-PX3-04	24	9921	64	E2313-66	46	E9992	61
621-PX3-30	4	9922	64	E2316-40	47	E9994	61
621-PX3-31	4	9923	61	E2316-61	47	EPLUG12PK25	63
621-PX3-33	29	9926	61	E2316-65	47		

Table of Contents

Part Number Index

EPLUG14PK25	63
EPLUG38PK25	63
EPLUG58PK25	63
EPRPX3-4000	13
EPRPX3-4001	13
EPRPX3-5000	13
EPRPX3-5001	13
EPRPX3-6000	13
EPRPX3-6001	13
EPRPX3-PRPX3-53	36
EPX3-14WHA-04F	43
EPX3-2211	19
EPX3-2386-A	9
EPX3-4000	13
EPX3-4001	13
EPX3-4001-WHA	41
EPX3-43-43-PL	15
EPX3-5000	13
EPX3-5001	13
EPX3-5001-WHA	41
EPX3-6000	13
EPX3-6001	13
EPX3-6001-WHA	41
EPX3-PX3-14WHA	43
EQG3-2211	20
EQG3-2212	19
EQG3-2276	18
EQG3-2277	17
EQG3-2278	17
EQG3-2296	18
EQG3-2297	17
EQG3-2298	17
EQG3-2386-A	9
EQG3-4000	13
EQG3-4000-WHA	41
EQG3-4001	13
EQG3-4001-WHA	41
EQG3-43-43-PL	15
EQG3-5000	13
EQG3-5000-WHA	41
EQG3-5001	13
EQG3-5001-WHA	41
EQG3-6000	13
EQG3-6000-WHA	41
EQG3-6001	13
EQG3-6001-WHA	41
M	
MBDRAINSCREWPK25	63
N	
NUT14BRPK25	63
NUT38BRPK25	63
NUT38PLPK25	63
NUT78BRPK25	63
P	
PLATE58PK25	64
S	
SLV14PK25	63
SLV38PK25	63
SLV58PK25	63

VISIT OUR WEBSITE FOR ALL STANDARD PRODUCTS AND SPECIALTY ITEMS

MINI-BALL™ VALVES



SUPPLY STOPS



HOSE VALVES

RADIATOR VALVES



11020 SERIES



11040 SERIES

DRAIN VALVES



PIGGY-BACK™
with Cap & Chain

STOP & WASTE VALVES



2312 SERIES

SEDIMENT FAUCET




2316 SERIES



Nylon Coated | Galvanized | Steel | Copper

All Round™ STRAPPING



TUBE CLAMPS

Printed October 2021



dahl Valve Limited
2600 South Sheridan Way,
Mississauga, ON, Canada L5J 2M4
www.dahlvalve.com

1.800.268.5355 CAN Toll-Free
1.800.268.2363 U.S. Toll-Free
1.800.226.1801 CAN & U.S. Fax
sales@dahlvalve.com E-mail